

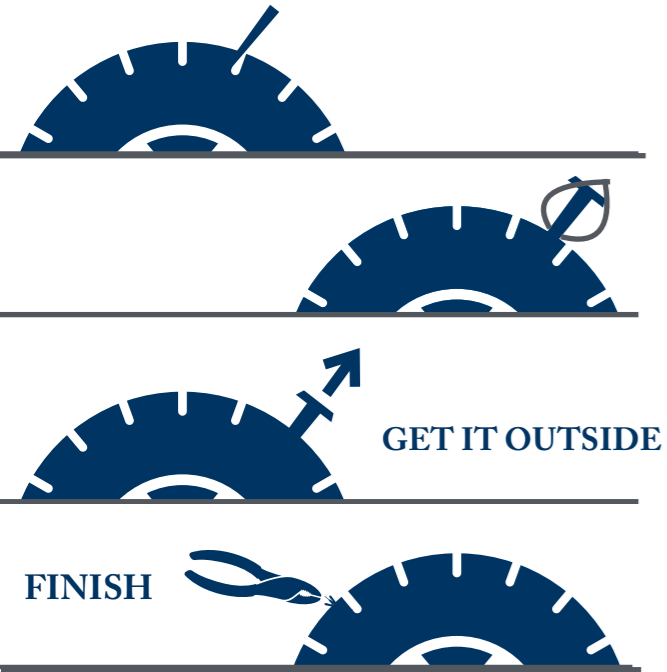


टायर
पंचकर नहीं होगा



PUNCTURE STOP
Feel Free India



(A) What is Puncture Stop?

Puncture Stop is an anti-puncture liquid which is when injected into Tubeless Tyre, offers permanent & instant puncture protection for the life of the tyre.

(B) How to Install Puncture Stop?

Step 1: DEFLATE the air inside the tyre to install Puncture stop by Opening valve pin using valve opener from air nozzle.

Step 2: Put the air nozzle in 4'o clock or 8'o clock position clockwise, Now install Puncture stop inside the tyre using pump/bottle till the Desire dosage.

Step 3 : Fill some air before tighten the valve to clean the air nozzle Filled with Puncture Stop



Step 4 : Now tighten the valve & fill the air & drive the vehicle for 5 KM to see Puncture stop working perfectly.

After installing in tubeless tyre-

In Two wheelers puncture stop work after 5 KMS. Of vehicle Driven



Puncture stop Installation Direction



When the Sealant hits air It hardens and seals the hole


[HOW IT WORKS?]

✓After installation. When the tyre rotates PUNCTURE STOP forms a layer inside the tyre and when the tyre encounters a Puncture. The air pressure inside the tyre forces PUNCTURE STOP to seal the wound permanently in the process a small quantity of PUNCTURE STOP is consumed & the rest is left to seal next puncture.



(A) Benefits

- ✓SEALS PUNCTURE PERMANENTLY.
- ✓MULTIPLE PUNCTURE RESISTANCE.
- ✓REDUCES ACCIDENTS CAUSED BY BLOW-OUTS.
- ✓IMPROVES SAFETY,ECONOMY & DRIVE-ABILITY.
- ✓USEFUL ONLY FOR TUBELESS TYRES
- ✓QUICK & EASY INSTALL.
- ✓PUNCTURE STOP IS ENVIRONMENT. FRIENDLY & DOSEN'T HARM YOUR TYRE
- ✓LOWERS TYRE'S TEMPERATURE.
- ✓EXTENDS TYRE'S LIFE UPTO 10%.
- ✓INCREASES , RE-TREAD-ABILITY &.. HELPS ELIMINATE TREAD SEPARATION
- ✓SEALS PUNCTURE UPTO 6-8 MM IN TUBLESS.
- ✓PROVIDES YOU & YOUR FAMILY A TENSION FREE JOURNEY.



STOP LEAKING

(E) Target Audience

- Car
- Scooter
- Bike
- Truck
- Bus
- Lorry
- 3-Wheeler etc.



(F) Packaging Option

- 400 ml (Self Installing Bottles)
- 18 Ltr. Gallon (Installation with Pump)
- 1Ltr. 2Ltr. 5Ltr. 8Ltr.



टायर

पंकचर

नहीं होगा

PUNCTURE STOP सुरक्षा की गारंटी



CORPORATE OFFICE (RAJ.) :

B-1,G-8, PRAGYA PARADISE, BORING CHOURAHA, KALWAD ROAD, JHOTWARA, JAIPUR (RAJ.) 302012



OFFICES :

ORISSA : MUMBAI : DELHI : CHHATTISGARH : ASSAM



Info@puncturestopindia.com | www.puncturestopindia.com