

# Product Catalogue

[PPE](#)

[Critical Care](#)

[Health Imaging](#)

[Diagnostics](#)

[Cardiovascular](#)

[Orthopedic](#)

[Surgical](#)

[Medical](#)

[Ultrasound](#)



PPE


FACE MASKS

	<p><b>N95 Respirator Masks - Box of 20</b></p> <p>This classic disposable N95 particulate respirator is designed to help provide comfortable, reliable worker respiratory protection against certain non-oil-based particles.</p> <p>Two-strap design with welded dual point attachment helps provide a secure seal</p> <p>Cushioning nose foam</p> <p>Lightweight construction promotes greater worker acceptance and may help increase wear time</p> <p>Advanced electrostatic media is designed for ease of breathing</p>
<p><b>PRICE</b></p>	<p><b>USD 25.00/BOX</b></p>
<p><b>CERTIFICATION</b></p>	<p><b>CE, FDA, NIOSH</b></p>


	<p><b>KN95 Face Mask Box of 50</b></p> <p>The KN95 Face Mask adopts national protection level, can effectively protect the external dust and bacteria.</p> <p>Made of high-quality material, the KN95 Face Mask can keep you comfortable and breathable while giving you safety protection.</p>
<p><b>PRICE</b></p>	<p><b>USD 38.50/BOX</b></p>
<p><b>CERTIFICATION</b></p>	<p><b>CE, FDA</b></p>



## PROTECTIVE COVERALL

	<b>Medical Disposable Protective Coverall Box of 35</b>
	<p>The Medical Disposable Protective Cover all can block dust, water stains, various bacteria and viruses.</p> <p>Higher Security Level with a sealing strip for tighter protection.</p>
<b>PRICE</b>	<b>USD 300.00/BOX</b>
<b>CERTIFICATION</b>	<b>CE/FDA</b>


## DISPOSABLES


	<b>Disposable Protective Glasses</b>
	<p>The Disposable Protective Glasses is made of a scratch-resistant sponge pad for safer and more comfortable skin, and n-mold injection molding process for leak-proof and safer.</p> <p>Lenses are made of medical grade PC with Anti-fog treatment. Disposable Protective Glasses will bring you a clearer view.</p> <p>The Disposable Protective Glasses uses the barrier-type breathable design, which is more secure and blocks droplets, liquids and viruses from entering.</p>
<b>PRICE</b>	<b>USD 5.50/PC</b>
<b>CERTIFICATION</b>	<b>CE/FDA</b>





## Critical Care


CRITICAL CARE – DRAGER

	<p><b>DRAGER Fabius Plus NIV Ventilator</b></p> <p>Best – in ventilation quality</p> <p>Modular and flexible workstations</p> <p>Ergonomic design dan user interface</p> <p>Proven Technology</p>
<p><b>PRICE</b></p>	<p><b>USD 17,000.00/ SET</b></p>
<p><b>CERTIFICATION</b></p>	<p><b>CE/FDA/NIOSH</b></p>

	<p><b>PRIMUS</b></p> <ul style="list-style-type: none"> <li>• <b>E-EVENT™ PLUS</b> Electrically driven high precision ventilator offers almost the same high performance as an intensive care respirator.</li> <li>• <b>ELECTRONIC FRESH GAS DELIVERY</b> High leak tightness and a minimum fresh gas flow and allow a virtually closed system</li> <li>• <b>HUMAN INTERFACE AND EXTENDED MONITORING</b> The intuitive cockpit offers an unparalleled range of tools and functions</li> <li>• <b>ERGONOMIC WORKPLACE DESIGN</b> The open architecture support varying needs and permits flexible workplace design.</li> <li>• <b>UP GRADES AND OPTIONS</b> Primus grows as the users needs grow, thanks to scalable performance</li> </ul>
<p><b>PRICE</b></p>	<p><b>USD 18,000.00/ SET</b></p>
<p><b>CERTIFICATION</b></p>	<p><b>CE/FDA/NIOSH</b></p>

 <p>The image shows the Savina 300 ventilator, a mobile medical device on a four-wheeled trolley. It features a large, color LCD screen displaying various graphs and data points. An adjustable arm extends from the top of the unit, holding a blue respiratory mask. The device is primarily white with some grey accents.</p>	<p><b>SAVINA 300</b></p> <ul style="list-style-type: none"> <li>• State-of-the-art ventilation modes combined with the independence and power of a turbine-driven ventilator</li> <li>• Stress-free spontaneous breathing at any time and at any pressure level</li> <li>• Simple user interface focusing on essential controls and parameters</li> <li>• Appealing design blends well in the modern hospital environment</li> <li>• Integrated safety concept to protect your patients</li> </ul>
<p><b>PRICE</b></p>	<p><b>USD 16,000.00/SET</b></p>
<p><b>CERTIFICATION</b></p>	<p><b>CE/FDA/NIOSH</b></p>

 <p>The image shows the Evita V-300 ventilator, a compact medical device. It has a large, color LCD screen at the top displaying a respiratory waveform and various numerical parameters. Below the screen is a control panel with several buttons and a dial. The front of the device features two large, blue, circular ports for respiratory connections. The unit is primarily white with blue accents.</p>	<p><b>EVITA V-300</b></p> <ul style="list-style-type: none"> <li>• Ventilations for adult, children and neonate: invasive, noninvasive and with O2-therapy</li> <li>• Volume or pressure-controlled ventilation, spontaneous breathing</li> <li>• Independence duo to optional gas and power supply units with compressed air</li> <li>• Flexible workstation integration by attaching to supply unit or trolley</li> <li>• Individually adjustable configuration easily transferred via USB</li> <li>• Context- sensitive help function facilitates setting the ventilation parameters and explains device functions.</li> </ul>
<p><b>PRICE</b></p>	<p><b>USD 18,000.00/SET</b></p>
<p><b>CERTIFICATION</b></p>	<p><b>CE/FDA/NIOSH</b></p>

	<p><b>The Prismaflex® System</b></p> <p>Flexibility that meets the strict demands of multiple blood purification therapies</p> <p>Deliver a complete range of continuous extracorporeal blood therapies with a highly versatile platform that can be customized to specific patient needs. Safe and easy to use, the Prismaflex system is your single solution for multiple intensive care therapies.</p> <p>Features of Prismaflex System:</p> <ol style="list-style-type: none"> <li>1. A single system for all CRRT therapies, including SCUF, CVVH, CVVHD, CVVHDF, and TPE.</li> <li>2. Industry-leading fluid management accuracy</li> <li>3. Integrated design functions for effective anticoagulation management.</li> <li>4. Convenient and simple oversight of pre- and post-dilution mixing points through two integrated pinch clamps.</li> <li>5. Multiple fluid therapeutic combinations and optimum dose delivery capabilities through a high flow-rate pump and four fluid pumps .</li> </ol>
	<p><b>PRICE</b></p> <p><b>USD 14,000.00/SET</b></p> <p><b>CERTIFICATION</b></p> <p><b>CE/FDA</b></p>

	<p><b>Filter Prismaflex M60/M100 Set</b></p> <p>Created with acrylonitrile and sodium methallyl sulfonate copolymer (AN69) providing diffusion, convection and adsorption</p>
	<p><b>PRICE</b></p> <p><b>USD 1,800.00/SET</b></p> <p><b>CERTIFICATION</b></p> <p><b>CE/FDA</b></p>



**TPE Set**

Preconnected plasma filters for therapeutic plasma exchange (TPE)

**Flexibility & Ease of Use**

- Built-in prescription assistance
- Pre-connected TPE set with auto-recognition feature to reduce set-up and disposal time
- Over 50% reduction in prime cycle to facilitate faster initiation of therapy
- Integrated anti-coagulation and infusion pre-blood pump (PMP) to reduce clinical interventions
- Increased blood flow rates and replacement volume capability to optimize treatment protocols

**PRICE**

**USD 1,200.00/SET**

**CERTIFICATION**

**CE/FDA**



**HEMOSOL BO**

Gambro offers a variety of dialysate and replacement fluids to match your patients' specific needs.

A full range of bicarbonate buffered solutions with various ionic formulations enhance the prescription flexibility.

**Ingredient Hemosol BO**

	mmol/l	mEq/l
Sodium Na+	140	140
Potassium K+	0	0
Calcium Ca2+	1.75	3.50
Magnesium Mg2+	0.5	1.0
Chloride Cl-	109.5	109.5
Hydrogen carbonate HCO3-	32	32
Lactate-	3	3
Glucose	0	0

**PRICE**

**PER REQUEST**

**CERTIFICATION**

**CE/FDA**



**Molecular Adsorbent Recirculating System**

The MARS® system removes protein-bound and water-soluble toxins with albumin dialysis. This enhances the regeneration of liver cells and reduces plasma toxins. The MARS system combines the efficacy of sorbents to remove albumin-bound toxins with the high selectivity of highly biocompatible dialysis membranes. In this way, common dialysis or CRRT machines can be expanded into a modern system for liver support therapy. The blood of the extracorporeal circuit runs through the fibers of the MARS® FLUX dialyzer. Water-soluble and protein-bound toxins in the blood can pass through the membrane due to the albumin dialysate on the other side. The now toxin-enriched albumin solution is then passed through another dialyzer to remove water-soluble toxins. Albumin-bound toxins are removed in the two absorber cartridges, one filled with activated charcoal, the other with an anion exchanger. The regenerated albumin solution is then ready for new uptake of toxins from the blood. In the US, the MARS® system is cleared for use in the treatment of drug overdose and poisonings only. It is not indicated in the US for the treatment of chronic liver conditions or as a bridge to liver

**PRICE**

**UPON REQUEST**

**CERTIFICATION**

**CE/FDA**

**HEALTH IMAGING**

**CR PRODUCT**



**DIRECTVIEW Max CR System\***

**Formerly named DIRECTVIEW CR 975**

The DIRECTVIEW Max CR System maximizes throughput, productivity and patient satisfaction.


- Reduces radiographer queuing and allows images to be forwarded directly to multiple networks and the exam room.
- Offers faster throughput, easier cassette loading, expanded software capabilities, and reduced service access requirements for greater placement flexibility.


**PRICE**


**USD9,000.00/SET**

**CERTIFICATION**


**FDA, UL, cUL, CE**

	<p><b>DIRECTVIEW Classic CR System</b></p> <p>Improve your workflow and boost productivity with the compact, single-cassette DIRECTVIEW Classic CR system.</p> <ul style="list-style-type: none"> <li>● Streamlines workflow for higher productivity and patient throughput.</li> <li>● Produces high-quality images and allows placement in any x-ray room or x-ray control console room.</li> </ul>
	<p><b>PRICE</b> USD 5,000.00/SET</p> <p><b>CERTIFICATION</b> FDA, UL, cUL, CE</p>


	<p><b>CARESTREAM Vita CR Systems</b></p> <p>Compact and affordable computed radiography CARESTREAM Vita CR Systems are designed for small-to-midsize hospitals, clinics and practices that need compact digital solutions at an affordable price. With three options for throughput speed, Vita computed radiography systems offer in-house, high-quality digital imaging to fit your workflow.</p> <p>More than 18,500 Vita CR Systems have been sold throughout the world, making Carestream your trusted source for desktop CR.</p>
	<p><b>PRICE</b> USD9,900.00/SET</p> <p><b>CERTIFICATION</b> FDA, UL, cUL, CE</p>


	<p><b>CARESTREAM Vita FLEX CR System</b></p> <p><b>TWO WAYS TO SAVE SPACE – FlexFit</b></p> <p>Vita Flex’s benefits for small offices don’t end with its compact footprint. You can add the –fit that’s best for you.</p> <p>Vita Flex –is on a tabletop, desktop, sitting on the door or in the back of a van. You can position it in a traditional horizontal configuration or set it up vertically if that’s better for your space. Now that’s flexibility.</p>
	<p><b>PRICE</b> USD9,150.00/SET</p> <p><b>CERTIFICATION</b> FDA, UL, cUL, CE</p>


ANALOG SYSTEM


	<p><b>CARESTREAM Q-Rad X-Ray Systems</b></p> <p>Medical Imaging Excellence, Made Economical</p> <p>CARESTREAM Q-Rad floor-mounted x-ray systems are ideal for busy imaging centers, orthopedic offices, private practices, urgent care facilities and ER overflow rooms.</p> <p>The analog systems offer full positioning functionality, ease of use and the highest degree of image quality for enhanced patient care. Q-Rad Systems are configured and priced for your facility.</p>
	<p><b>PRICE</b> ON REQUEST</p> <p><b>CERTIFICATION</b> FDA, UL, cUL, CE</p>


DENTAL SYSTEMS


	<p><b>CS 9000 3D Extraoral Imaging System</b></p> <p>As one of the most user-friendly Cone Beam Computed Tomography (CBCT) systems on the market, the CS 9000 3D Extraoral Imaging System offers several versatile solutions for your extraoral imaging needs.</p> <p>Combining focused-field 3D technology with dedicated panoramic imaging, this affordable 2-in-1 unit delivers the best of both worlds, offering the highest resolution and the lowest radiation dose.</p>
<p><b>PRICE</b></p>	<p><b>USD30,000.00/SET</b></p>
<p><b>CERTIFICATION</b></p>	<p><b>FDA, UL, cUL, CE</b></p>


	<p><b>CS 9300</b></p> <p>Imagine you could perform all of your exams with one system. How much time would you save? With the revolutionary CS 9300, the answer is at your fingertips.</p> <p>Featuring dual modality panoramic and 3D imaging with exceptional detail and range, the all-new CS 9300 is the perfect all-in-one solution for your practice</p>
<p><b>PRICE</b></p>	<p><b>USD39,000.00/SET</b></p>
<p><b>CERTIFICATION</b></p>	<p><b>FDA, UL, cUL, CE</b></p>


	<p><b>CS 2200 System</b></p> <p>The CS 2200 Intraoral X-Ray System maximizes your diagnostic abilities and improves your workflow. Featuring an intuitive and user-friendly design, the unit's very high-frequency (DC) x-ray generator ensures superior image quality and reproducibility, with improved safety conditions.</p> <p>What's more, the unit's new timer is a model of simplicity further ensuring quick, safe and simple image acquisition.</p>
<p><b>PRICE</b></p>	<p><b>USD3,400.00/SET</b></p>
<p><b>CERTIFICATION</b></p>	<p><b>FDA, UL, cUL, CE</b></p>


	<p><b>RVG 5100 SYSTEMS</b></p> <p>Take a first step into digital dental radiography with the RVG 5100 Digital Radiography System. An ideal solution for your basic intraoral imaging needs, the easy-to-use sensor uses lightning-fast USB 2.0 technology to deliver exceptional images quickly and easily.</p> <p>With a true resolution of 14 lp/ mm, the RVG 5100 System delivers dental radiography images of the same or higher quality than other intraoral sensors on the market—so you no longer have to sacrifice image quality for affordability.</p>
	<p><b>PRICE</b> <b>USD3,000.00/SET</b></p> <p><b>CERTIFICATION</b> <b>FDA, UL, cUL, CE</b></p>

	<p><b>RVG 6100 SYSTEMS</b></p> <p>As our bestselling RVG sensor, the RVG 6100 Digital Radiography System is the ideal solution for any oral healthcare professional.</p> <p>Featuring a lightning-fast USB 2.0 connection, the sensor produces crystal-clear images in a snap—giving you instant access to the highest quality intraoral images in the industry.</p> <p>Combined with our exclusive LOGICON Caries Detection Software, the system is the natural choice for professionals seeking the utmost precision and reliability.</p>
	<p><b>PRICE</b> <b>USD1,300.00/SET</b></p> <p><b>CERTIFICATION</b> <b>FDA, UL, cUL, CE</b></p>

	<p><b>RVG 6500 SYSTEMS</b></p> <p>The RVG 6500 System features the latest innovations in digital radiography—while still delivering the highest image resolution (&gt; 20 lp/mm). You can also acquire and diagnose images on an iPad, without the need for extra monitors and rewiring. And, since it's Wi-Fi enabled, you can also keep your operatories cable-free.</p> <p>The result: faster, better mobile performance with no loss in image quality. With a system this flexible and affordable, the RVG 6500 System is the ideal solution for even the most demanding applications.</p>
	<p><b>PRICE</b> <b>USD900.00/SET</b></p> <p><b>CERTIFICATION</b> <b>FDA, UL, cUL, CE</b></p>

	<p><b>8000C Digital Panoramic and Cephalometric System</b></p> <p>The 8000C System generates high-quality diagnostic images each and every time you use it. Easily capture clear panoramic and cephalometric X-ray images with optimal image density, use the sharpness filter to visualize the most important clinical details, or take advantage of the highly tool to gain a better perspective of opaque areas—it's a perfect solution for all your basic extraoral imaging needs.</p>
	<p><b>PRICE</b> <b>USD16,000.00/SET</b></p> <p><b>CERTIFICATION</b> <b>FDA, UL, cUL, CE</b></p>

	<p><b>CS 1200 Intraoral Camera*</b></p> <p>The compact CS 1200 intraoral camera delivers the highest image quality in its class – at a surprisingly affordable price.</p> <p>Designed with usability in mind, the camera makes sharing images between operatories easier than ever. Plus, with the ability to store up to 300 images in the camera, the CS 1200 eliminates the need for placing a computer in every operatory to further maximize your return on investment.</p>
	<p><b>PRICE</b> <b>USD1,000.00/SET</b></p> <p><b>CERTIFICATION</b> <b>FDA, UL, cUL, CE</b></p>

	<p><b>CS 1500</b></p> <p>Meet the CS 1500 Intraoral Camera: the ideal communication tool for any dental professional. Delivering precise, true-to-life images with each shot, the CS 1500 Camera provides the visual evidence you need to educate patients and make more accurate diagnoses.</p> <p>Available in both a wired and wireless version, the CS 1500 Camera was designed for mobility and ease of use. Boasting a true autofocus and intuitive camera lighting system, the dental digital photography camera requires no manual adjustments and is easily shared between different examination rooms and chairs.</p>
	<p><b>PRICE</b> <b>USD1,000.00/SET</b></p> <p><b>CERTIFICATION</b> <b>FDA, UL, cUL, CE</b></p>



### **CS1600**

The easy-to-use CS 1600 combines exclusive potential caries identification technology with industry-leading image quality. The result is one multi-purpose tool that's designed to improve workflow, enhance diagnostic precision and facilitate patient communication.

**PRICE**

**USD1,100.00/SET**

**CERTIFICATION**

**FDA, UL, cUL, CE**



### **CS 8100**

An ideal blend of simplicity and sophistication, the CS 8100 truly redefines panoramic imaging. Designed to make your daily work easier and more intuitive, the system features a variety of tools to make positioning easier, image acquisition faster, and higher image quality more accessible—exactly what you need to streamline your workflow, improve usability, and make more accurate, real-time diagnoses.

**PRICE**

**USD14,500.00/SET**

**CERTIFICATION**

**FDA, UL, cUL, CE**



### **CS 9000**

Capture top-quality panoramic X-ray images quickly and easily with the CS 9000 System. Featuring low-dose radiation exposure to ensure patient safety, the system is designed for maximum usability.


The unit's open, face-to-face design minimizes positioning errors and reduces the risk of retakes. And, with its ability to blend multiple technologies, upgrading to the CS 9000C System for cephalometric imaging has never been easier—or more affordable.


**PRICE**


**USD13,400.00/SET**


**CERTIFICATION**

**FDA, UL, cUL, CE**


	<b>CS 2100 System</b>
	<p>Providing a simple solution for your basic diagnostic needs, the CS 2100 Intraoral X-Ray System is an affordable way to introduce high-frequency technology to your practice. The intuitive generator optimizes contrast and image definition to help you obtain sharp images that are easy to diagnose.</p>
<b>PRICE</b>	<b>USD2,600.00/SET</b>
<b>CERTIFICATION</b>	<b>FDA, UL, cUL, CE</b>


	<b>CS 2200</b>
	<p>The CS 2200 Intraoral X-Ray System maximizes your diagnostic abilities and improves your workflow. Featuring an intuitive and user-friendly design, the unit's very high-frequency (DC) x-ray generator ensures superior image quality and reproducibility, with improved safety conditions.</p> <p>What's more, the unit's new timer is a model of simplicity—further ensuring quick, safe and simple image acquisition.</p>
<b>PRICE</b>	<b>USD2,100.00/SET</b>
<b>CERTIFICATION</b>	<b>FDA, UL, cUL, CE</b>

	<b>PELTON &amp; CRANE DENTAL CHAIRS – SPIRIT 1800</b>
	<p>Invite your patients to sit back and relax in a dental chair designed for their comfort, and your efficiency. The Spirit 1800 chair boasts a sleek modern appearance and a commitment patient relaxation. Various dental chair upholstery colors and textures ensure that the Spirit 1800 complements your practice's decor. This dental chair is engineered for operator efficiency, has a thin chair back to ensure comfortable access to your patients, and allows you to maintain correct posture</p>
<b>PRICE</b>	<b>USD8,050.00/SET</b>
<b>CERTIFICATION</b>	<b>CE, FDA</b>

	<p><b>PELTON &amp; CRANE DENTAL CHAIRS – SPIRIT 3000</b></p> <p>As an experienced manufacturer of dental chairs, Pelton&amp; Crane has combined critical elements to create the Spirit 3000.</p> <p>Sleek lines and quiet movements contribute to a stylish aesthetic and relaxing environment, while ergonomic design put the patient at ease. Designed with efficiency in mind, the Spirit 3000 dental chair offers ergonomically positioned touchpads to control motion, and is available in a narrow back and traditional back versions.</p>
	<p><b>PRICE</b></p> <p><b>USD8,250.00/SET</b></p>
<p><b>CERTIFICATION</b></p>	<p><b>CE, FDA</b></p>

DR PRODUCT

	<p><b>CARESTREAM DRX-1 System</b></p> <p>One wireless detector grows with you The CARESTREAM DRX-1 System offers a quick, easy and affordable way to transition to digital radiography.</p> <p>Based on the unique X-Factor platform, a wireless DR detector simply slides into existing x-ray equipment and can be used with imaging systems throughout your facility.</p> <p>The detector is also the center point of the DRX Family—a complete line of innovative DR systems including full radiology rooms and mobile x-ray systems.</p>
	<p><b>PRICE</b></p> <p><b>ON REQUEST</b></p>
<p><b>CERTIFICATION</b></p>	<p><b>FDA, UL, cUL, CE</b></p>

	<p><b>CARESTREAM DRX-Revolution</b></p> <p>Redefining Mobile X-ray Digital radiology is on the move like never before with the CARESTREAM DRX-Revolution Mobile X-ray System.</p> <p>The industry’s only mobile x-ray system with a fully automatic collapsible column has arrived. The days of blindly navigating tall, bulky units through hallways and around bedside monitors.</p>
	<p><b>PRICE</b></p> <p><b>ON REQUEST</b></p>
<p><b>CERTIFICATION</b></p>	<p><b>FDA, UL, cUL, CE</b></p>



**CARESTREAM DRX-Evolution DR Room**

A digital x-ray room with a custom fit  
 The CARESTREAM DRX-Evolution DR Room is a versatile digital radiography system with configurable, modular components that combine to fit your space, workflow and budget.

Perform a wide variety of general radiographic exams with remarkable convenience, productivity and patient comfort. Powered by portable, wireless DRX detectors you can upgrade to a digital x-ray room today with three configurations—Automated, Hybrid and Standard-Q—that can grow to fit your needs tomorrow.

**PRICE**

**USD50,000.00/SET**

**CERTIFICATION**

**FDA, UL, cUL, CE**


FILM SOLUTION


**PROCESSOR**


The MXP-2000 offers reliable automated processing at an affordable price with a streamlined design for ease-of use and easy service maintenance.

**X-OMAT CASSETTES**


This reliable cassette is critical in achieving superb film radiographs, exam after exam, year after year. Precisely designed and engineered to guard against the loss of screen-film contact and light leaks that degrade image quality.

	<p><b>CARESTREAM DRYVIEW 5950 Laser Imager</b></p>
	<p>Get superb image quality, tabletop convenience and outstanding reliability with this true-laser imager. Print high-resolution mammography and general radiography images with 508 ppi resolution every time. Two film trays allow on-demand printing in five film sizes. Available with CARESTREAM Remote Management Services for automatic distribution of software updates and real-time analysis and response to service issues.</p> <ul style="list-style-type: none"> <li>● Provides dedicated mammography printing from CR and FFDM modalities</li> <li>● Serves mixed-use applications such as CR for general radiography and occasional CR for mammography.</li> <li>● Supports applications including CR, DR, PACS, CT, MRI, US, NM, and Digital Fluoroscopy.</li> </ul>
<p><b>PRICE</b></p>	<p><b>USD7,800.00/SET</b></p>
<p><b>CERTIFICATION</b></p>	<p><b>CE, FDA</b></p>

	<p><b>CARESTREAM DRYVIEW 6850 Laser Imager</b></p>
	<p>Get exceptional performance and superb image quality for diagnosis, image sharing and film archiving. This laser imager includes CR, DR, full-field digital mammography printing capabilities, and much more.</p> <ul style="list-style-type: none"> <li>● Print up to 200 films per hour with super-sharp 650 PPI resolution</li> <li>● Utilize on-demand printing with three film drawers/five film Sizes</li> <li>● Add an optional five-bin sorter for easy retrieval of films by modality</li> </ul>
<p><b>PRICE</b></p>	<p><b>USD4,000.00/SET</b></p>
<p><b>CERTIFICATION</b></p>	<p><b>CE, FDA</b></p>

	<p><b>CARESTREAM DRYVIEW 5700 Laser Imager</b></p> <p>The DryView 5700 Laser Imager* offers simplicity and affordability for healthcare facilities of all sizes. This innovative tabletop medical imaging system offers a modest acquisition price, which is half of the affordability equation.</p> <p>It also delivers consistently low operating costs. This combination creates a complete picture of true affordability. It's ideal for computed radiography (CR), digital radiography (DR), computed tomography (CT), PACS Viewer, and magnetic resonance (MR) applications.</p>
	<p><b>PRICE</b></p> <p><b>USD9,000.00/SET</b></p> <p><b>CERTIFICATION</b></p> <p><b>CE, FDA</b></p>

HEALTHCARE INFORMATION SOLUTIONS

	<p><b>CARESTREAM Image Suite Software</b></p> <p>Image acquisition and management for CR Systems Image Suite V3 Software has set a new benchmark for workflow efficiency in smaller facilities. This robust software features an easy-to-use, touch-friendly interface, an enhanced set of tools, streamlined workflow and improved image quality.</p> <p>Our advanced “mini-PACS” module allows superb image management and analysis and is now fully optional. Get the high-quality images you need with a system that’s a perfect fit – at very affordable price.</p>
	<p><b>PRICE</b></p> <p><b>ON REQUEST</b></p> <p><b>CERTIFICATION</b></p> <p><b>CE, FDA</b></p>

**CARESTREAM Vue Reporting for Radiology**

Simple and accurate diagnostic reporting

Slash your report turnaround time from days to hours with CARESTREAM Vue Reporting. Native voice recognition, RIS or PACS integration, single sign-on and structured, user-defined reports with embedded patient data combine to take the complexity and manual entry out of diagnostic reporting—all you need to complete an exam is a mouse and a microphone.

## CARESTREAM Vue Motion

Easy access to images and results

Referring physicians and clinicians need real-time, on-demand access to imaging results and patient data to provide more responsive patient care. CARESTREAM Vue Motion is a zero-footprint vendor-neutral image viewer that uses a web browser or information embedded in an EMR portal to provide easy access to imaging data and patient information by on-site or remote clinicians. Vue Motion is FDA cleared for iPad mobile.


## CARESTREAM MyVue Patient Portal


Empower. Collaborate. Engage.


Improve satisfaction by empowering your patients to access and share their imaging results between facilities, physicians, specialists and other healthcare providers. Carestream's MyVue is a secure portal that allows patients to play an integral role in their medical care. MyVue helps reduce duplicate radiographic exams and the time, staff and budget you spend producing CDs, DVDs or film.


## DIAGNOSTICS

### CLINICAL CHEMISTRY


	<b>DIMENSION RxL Max</b>
	True integrated processing of chemistry and high-sensitivity heterogeneous immunoassays in a single unit. This system could hold up to 800 test per hour.
<b>PRICE</b>	<b>ON REQUEST</b>
<b>CERTIFICATION</b>	<b>CE, FDA</b>


	<b>DIMENSION EXL 200</b>
	The Dimension® EXL™ 200 integrated chemistry system offers revolutionary chemiluminescent technology and automated, productivity-enhancing features that ensure unparalleled performance for the smaller-sized laboratory with throughput 624 test/hour.
<b>PRICE</b>	<b>ON REQUEST</b>
<b>CERTIFICATION</b>	<b>CE, FDA</b>


	<b>DIMENSION EXL with LM</b>
	<p>The Dimension® EXL™ with LM system is the next level of proven, best-in-class chemistry and immunoassay integration on a single platform with the performance and technology expected from a next-generation integrated system.</p>
<b>PRICE</b>	<b>ON REQUEST</b>
<b>CERTIFICATION</b>	<b>CE, FDA</b>


	<b>DIMENSION Xpand Plus</b>
	<p>Comprehensive STAT and routine Chemistry testing on a single, compact, and easy to use system. This system could hold up to 400 test per hour.</p>
<b>PRICE</b>	<b>ON REQUEST</b>
<b>CERTIFICATION</b>	<b>CE, FDA</b>

IMMUNOASSAY

	<b>ADVIA Centaur XP</b>
	<p>The high-performance ADVIA Centaur XP system, powerful productivity with dedicated STAT capabilities to maximize productivity, regardless of volume or types of tests.</p> <ul style="list-style-type: none"> <li>● High throughput, up to 240 tests/hour</li> <li>● Intuitive software for ease of operation</li> <li>● STAT port guarantees priority sampling at any time</li> <li>● Data archive reduces administrative tasks</li> <li>● Extensive menu with 30 onboard reagents</li> </ul>
<b>PRICE</b>	
<b>CERTIFICATION</b>	

	<b>ADVIA CENTAUR CP</b>
	<p>The ADVIA Centaur CP Immunoassay System is a high-throughput benchtop system that enhances your in-house immunoassay test capability. With its broad menu and short Turn Around Times (TAT), you can do more—without compromising efficiency, productivity, or quality. And it features the superior sensitivity and specificity you expect of direct chemiluminescence. This system could hold up to 180 test per hour.</p>
<b>PRICE</b>	<b>ON REQUEST</b>
<b>CERTIFICATION</b>	<b>CE, FDA</b>

	<b>IMMULITE 1000</b>
	<p>The IMMULITE 1000 system provides proven reliability. An extensive menu, ease of use, and excellent assay performance makes this system a great choice for the small–med size lab. You can monitor onboard reagents and dilutions, positive sample identification, and Remote Diagnostics. This system could hold up to 120 test per hour.</p>
<b>PRICE</b>	<b>ON REQUEST</b>
<b>CERTIFICATION</b>	<b>CE, FDA</b>

	<b>IMMULITE 2000/Xpi</b>
	<p>The IMMULITE 2000 is easy to use, with proven reliability and the largest automated immunoassay menu available including Alergen. Medium- to high-volume laboratories can incorporate specialty and allergy testing into routine workloads improving your productivity and efficiency. This system could held up to 200 test per hour.</p>
<b>PRICE</b>	<b>ON REQUEST</b>
<b>CERTIFICATION</b>	<b>CE, FDA</b>

AUTOMATION



**VersaCell**

A Versatile System is a unique sample management technology which works differently from other systems that consolidates sample management and workflow by allowing chemistry and/or immunoassay instrument to work together or independently.

- Finish on time with automatic routing that eliminates time-consuming and error-prone pre-analytical sorting
- Manage large sample peaks with high through-put instrument connectivity options
- Provide predictable TAT for time-critical results analysis
- Extend the test menu capability from a single tube

**PRICE**

**ON REQUEST**

**CERTIFICATION**

**CE, FDA**



**Aptio**

Aptio™ Automation is a unified solution developed expressly for the changing workload and expanding needs of today's clinical laboratory. It provides unlimited potential for lab optimization by combining peak performance, adaptability, and intelligent technology with Siemens' signature automation workflow expertise. With Aptio Automation, labs of all sizes can transform their operations to harness change and drive maximum performance and efficiency.


**PRICE**


**ON REQUEST**

**CERTIFICATION**


**CE, FDA**

## HEMATOLOGY

	<p><b>ADVIA 2120i</b></p> <p>The ADVIA 2120i System streamlines workflow by eliminating the majority of manual steps commonly performed to maximize productivity. It delivers the gold standard in testing methodology for optimum results while offering the simplicity and flexibility you need for easy integration into your lab. This system could held up to 120 test per hour.</p>
<p><b>PRICE</b></p>	<p><b>ON REQUEST</b></p>
<p><b>CERTIFICATION</b></p>	<p><b>CE, FDA</b></p>

	<p><b>ADVIA® 2120i System with Autoslide</b></p> <p>The ADVIA® 2120i System with Autoslide streamlines workflow by eliminating the majority of manual steps commonly performed to maximize productivity. It delivers the gold standard in testing methodology for optimum results while offering the simplicity and flexibility you need for easy integration into your lab.</p>
<p><b>PRICE</b></p>	<p><b>ON REQUEST</b></p>
<p><b>CERTIFICATION</b></p>	<p><b>CE, FDA</b></p>

## INFECTIOUS DISEASE TESTING

	<p><b>BEP 2000 Advance</b></p> <p>The BEP 2000 Advance System provides fully automated processing of microtitration plates (MTP) from sample dilution to evaluation. BEP 2000 Advance offer a perfect design for low- to mid-volume labs for specialty IDD labs. Including barcode identification of primary tubes and reagents.</p> <p>Provided user-friendly, convenient software, and broad menu of proven Enzygnost and Novagnost assays (ELISA) help to detect infectious diseases (IDD), such as HIV, hepatitis, borreliosis and herpes but also bacteria, fungi, worms and other parasites</p>
<p><b>PRICE</b></p>	<p><b>ON REQUEST</b></p>
<p><b>CERTIFICATION</b></p>	<p><b>CE, FDA</b></p>



**BEP111**

Reliable performance that improves lab efficiency, this analyzer featuring automated microtitration plate (MTP) processing and complete in-process documentation.

BEP III, Enzygnost and Novagnost offer:

- Flexibility to enhance laboratory organization
- Safety and reliability
- Integrated quality management
- Broad menu of proven Enzygnost and Novagnost assays

**PRICE**

**ON REQUEST**

**CERTIFICATION**

**CE, FDA**



**QUADRIGA BEFREE SYSTEM**

The Quadriga BeFree® System with Enzygnost® Assays (ELISA) is the solution for blood donor screening and blood banks. It provides fully automated processing of microtitration plates (MTP) and helps detect infectious diseases, such as HIV, hepatitis and others

**PRICE**

**ON REQUEST**

**CERTIFICATION**

**CE, FDA**

**PLASMA PROTEIN**



**BN ProSpec**

The BN ProSpec is a dedicated, compact system that offers a consolidated menu of specialty and routine reagents for reliable plasma protein testing including cardiac risk assessment, kidney diseases, nutritional assessment and iron and anemia assessment as well as innovative markers such as Cystatin C.


Ideal for low- to mid-volume plasma protein throughput laboratory with refrigerated onboard storage of controls and reagents.

**PRICE**


**ON REQUEST**


**CERTIFICATION**


**CE, FDA**


	<p><b>BN II SYSTEM</b></p>
	<p>The BN™ II System and its nephelometric technology provide uncompromising performance in plasma protein analysis. The menu covers assays to support a variety of clinical indications, such as cardiac risk assessment, kidney diseases, nutritional assessment, and innovative markers as e.g. Cystatin C and Carbohydrate-Deficient Transferrin (CDT).</p>
<p><b>PRICE</b></p>	<p><b>ON REQUEST</b></p>
<p><b>CERTIFICATION</b></p>	<p><b>CE, FDA</b></p>


#### DRUG TESTING SYSTEM


	<p><b>Viva-E</b></p>
	<p>The Viva-E® System provides a complete menu of gold standard EMIT® assays for fast analysis of drugs of abuse, therapeutic drugs and immunosuppressants, as well as sample validity testing on a single benchtop analyzer.</p> <p>This easy-to-use system is designed to meet all your drug testing needs. Ready-to-use reagents stored on board; minimal calibration/control requirements; very little maintenance required. The results ready in as little as 10 minutes</p>
<p><b>PRICE</b></p>	<p><b>ON REQUEST</b></p>
<p><b>CERTIFICATION</b></p>	<p><b>CE, FDA</b></p>


	<p><b>Viva-Jr.</b></p>
	<p>The Viva-Jr® is an easy-to-use, benchtop analyzer featuring full walkaway capabilities to meet your drug testing needs. The Viva-Jr offers a complete menu of gold-standard EMIT® assays for drugs of abuse and toxicology, including sample validity testing, in a true tabletop system.</p> <ul style="list-style-type: none"> <li>● User-friendly Windows® software</li> <li>● Very little maintenance required</li> <li>● No reagent preparation</li> <li>● Only minimal calibration and control requirements.</li> </ul>
<p><b>PRICE</b></p>	<p><b>ON REQUEST</b></p>
<p><b>CERTIFICATION</b></p>	<p><b>CE, FDA</b></p>

	<p><b>RAPIDLab 1200</b></p> <p>Uniquely designed to maximize turnaround time, RAPIDLab 1200 Systems have the capacity to enhance blood gas testing efficiency in the clinical laboratory by combining testing speed and reliability with low maintenance.</p> <p>This Cartridge-based whole blood analyzer gives you result for blood gas, electrolytes, metabolites, and full co-oximetry in 60 second.</p>
<p><b>PRICE</b></p>	<p><b>ON REQUEST</b></p>
<p><b>CERTIFICATION</b></p>	<p><b>CE, FDA</b></p>


	<p><b>RAPIDlab 348 EX</b></p> <p>The RAPIDLab® 348EX Blood Gas System* is the cost-effective solution for smaller laboratories tasked with the challenge of performing fast-turnaround critical care tests.</p> <p>Fully-automated operation supports low-to-medium throughput on an easy-to-use analyzer that's ready to generate accurate, on-demand results when clinicians need them, with a minimum of operator involvement.</p>
<p><b>PRICE</b></p>	
<p><b>CERTIFICATION</b></p>	

	<p><b>RAPIDpoint 500</b></p> <p>Designed to meet the challenges of point-of-care settings, RAPIDPoint® 500 Blood Gas Analyzers leverage proven Siemens technology to deliver fast, accurate and comprehensive test results in approximately 60 seconds. These flexible, easy-to-use analyzers free your clinicians to focus on improved patient care without reliability or maintenance worries.</p>
<p><b>PRICE</b></p>	<p><b>ON REQUEST</b></p>
<p><b>CERTIFICATION</b></p>	<p><b>CE, FDA</b></p>

	<p><b>RAPIDChem 744/745</b></p> <p>RAPIDChem 744/745 analyzers from Siemens Healthcare Diagnostics are the cost-efficient solution for rapid electrolyte and Lithium (745) analysis in busy laboratories and clinics.</p> <p>Minimizing operator exposure to biohazards, fully automatics calibrations and continuous performance monitoring systems ensure exceptional levels of analytical precision and reability.</p>
	<p><b>PRICE</b></p> <p><b>ON REQUEST</b></p>
<p><b>CERTIFICATION</b></p>	<p><b>CE, FDA</b></p>

	<p><b>DCA Vantage</b></p> <p>Provide the clinical confidence your patients deserve. The DCA Vantage® Analyzer helps you monitor glycemic control and detect early kidney disease in environments ranging from the physician’s office to remote, point-of care (POC) coordinated sites in hospitals and multisite practices.</p> <p>Meet lab-quality testing standards with an analyzer that speeds and simplifies diabetes tests and delivers accurate, clinically relevant results shown to improve decision-making, patient compliance, and outcomes. Easy to use in the office or clinic. No sample or reagent preparation is required, and the system provides versatile data management and reporting options.</p>
	<p><b>PRICE</b></p> <p><b>ON REQUEST</b></p>
<p><b>CERTIFICATION</b></p>	<p><b>CE, FDA</b></p>

URINALYSIS

	<p><b>CLINITEK STATUS PLUS</b></p> <p>The CLINITEK Status+ urinalysis analyzer provides convenient point of care testing with improved data integrity for more confidence in the results.</p>
	<p><b>PRICE</b></p> <p><b>ON REQUEST</b></p>
<p><b>CERTIFICATION</b></p>	<p><b>CE, FDA</b></p>



**CLINITEK NOVUS™ ANALYZER**

CLINITEK Novus™ Analyzer\* combines dry-pad urine chemistry technology and a cassette test format to help ensure maximum productivity and standardized testing with other CLINITEK® analyzers. Offering a full spectrum of tests and a throughput of up to 240 samples/hour, it streamlines workflow, simplifies testing, and delivers consistent, high-quality results

**PRICE**

**ON REQUEST**

**CERTIFICATION**

**CE, FDA**



**CLINITEK Advantus**

Streamline your workflow with flexible operation. Immediate start-up. Automatic calibration. Network ready. Widest range of test options. Added QC features. Flexible operation to meet your needs.

Throughput of 7 seconds/sample; up to 500 tests/hour.

**PRICE**

**ON REQUEST**

**CERTIFICATION**

**CE, FDA**



**MULTISTIX**


Clinitek Reagent Strips Urinalysis for Status and Advantus


**PRICE**


**ON REQUEST**


**CERTIFICATION**

**CE, FDA**

	<p><b>MICROSCAN WALKAWAY 96 PLUS</b></p>
	<p>MicroScan Microbiology Systems from SIEMENS Healthcare Diagnostics identify resistance other may miss. Accommodates multiple workflow options and automates over 90% of routine ID/AST workload.</p>
<p><b>PRICE</b></p>	<p><b>ON REQUEST</b></p>
<p><b>CERTIFICATION</b></p>	<p><b>CE, FDA</b></p>

	<p><b>MICROSCAN WALKAWAY 40 PLUS</b></p>
	<p>MicroScan Microbiology Systems from SIEMENS Healthcare Diagnostics identify resistance other may miss. Acomodates multiple workflow options and automates over 90% of routine ID/AST workload.</p>
<p><b>PRICE</b></p>	<p><b>ON REQUEST</b></p>
<p><b>CERTIFICATION</b></p>	<p><b>CE, FDA</b></p>

	<p><b>MICROSCAN AUTOSCAN-4 SYSTEM</b></p>
	<p>The autoSCAN®-4 System processes panels in seconds, simplifying ID/AST testing while standardizing results. Over 25 years of exceptional instrument reliability and our conventional panel technology – with the fewest FDA limitations in automated ID/AST – make the autoSCAN-4 an excellent supplementa system for difficult organisms or as a primary instrument for low-volume usage</p>
<p><b>PRICE</b></p>	<p><b>ON REQUEST</b></p>
<p><b>CERTIFICATION</b></p>	<p><b>CE, FDA</b></p>


	<p><b>VERSANT 440 Molecular system</b></p>
	<p>Easy to use, reliable and clinically confident viral load monitoring, the VERSANT 440 Molecular System, the next generation bDNA instrument, combines clinically confident branched DNA (bDNA) chemistry with enhanced automation for an easy to use, robust and reliable, method of performing HIV and hepatitis viral load monitoring on a single platform.</p>
<p><b>PRICE</b></p>	<p><b>ON REQUEST</b></p>
<p><b>CERTIFICATION</b></p>	<p><b>CE, FDA</b></p>


RAPID TEST


<b>NOR- PARTIGEN IMMUNODIFUSION PLATES (QUANTITATIVE)</b>		<b>RAPI TEX (QUALITATIVE AND SEMI QUANTITATIVE) SCREENING TEST</b>		<b>PARASITOLOGY DIAGNOSTICS</b>	
1	NOR-Partigen 1 Acid Glycoprotein (Orosomuroid)	1	Cellognost Amoebiasis Combipack	1	Cellognost Amoebiasis Combipack
2	NOR-Partigen Albumin	2	Cellognost African Typanosomiasis	2	Cellognost African Typanosomiasis
3	NOR-Partigen AntiThrombin III	3	Cellognost Echinococcosis	3	Cellognost Echinococcosis
4	NOR-Partigen Antitrypsin Neu	4	Cellognost Leishmaniasis	4	Cellognost Leishmaniasis
5	NOR-Partigen C1 Inactivator	5	Cellognost Schistosomiasis	5	Cellognost Schistosomiasis
6	NOR-Partigen C3c	6	Cellognost Toxoplasmosis H	6	Cellognost Toxoplasmosis H
7	NOR-Partigen C4	7	Toxoplasma Control Sera	7	Toxoplasma Control Sera
8	NOR-Partigen Ceruloplasmin	<b>M- PARTIGEN IMMUNODIFUSION PLATES (QUANTITATIVE)</b>			
9	NOR-Partigen Fibrinogen				
10	NOR-Partigen Haptoglobin				
11	NOR-Partigen IgA				
12	NOR-Partigen IgG				
13	NOR-Partigen IgM				
14	NOR-Partigen Transferrin				
<b>LC- PARTIGEN IMMUNODIFUSION PLATES (QUANTITATIVE)</b>		<b>BACTERIOLOGY DIAGNOSTICS</b>		<b>OTHER REAGENTS</b>	
1	LC-Partigen Albumin	1	Cardiolipin Antigen for CFT	1	Anti Streptococcal DNaseB
2	LC-Partigen A1-antitrypsin	2	VDRL Cardiolipin Antigen for Flocculation	2	Anti Streptococcal Hyaluronidase
3	LC-Partigen C1q	3	Lues Control Serum positive	3	Cellognost RF
4	LC-Partigen IgA	4	Cellognost Syphillis 100 IHA	4	Cellognost RF
5	LC-Partigen Ig D	5	Cellognost Syphillis 300 IHA		
6	LC-Partigen Ig G	6	Control Sera for Cellonost Syphillis		
7	LC-Partigen Ig M				

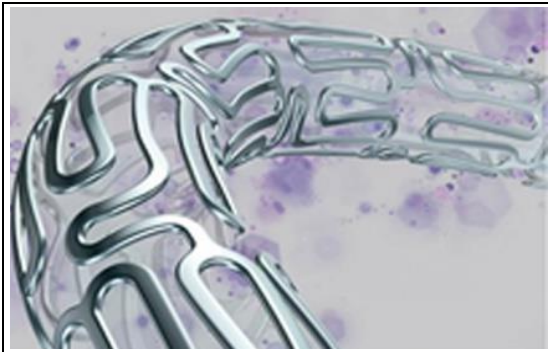
# CARDIOVASCULAR

## CARDIOVASCULAR – STENT

	<b>ABSORB</b>
	<p>A cutting-edge innovation. Instead of metal, Absorb is made of a naturally dissolvable material. It dissolves completely in about 3 years once it has done its job of keeping clogged artery open as well as promoting healing of the artery. Absorb is the only fully dissolving stent approved by the FDA for the treatment of coronary artery disease.</p>
<b>PRICE</b>	<b>ON REQUEST</b>
<b>CERTIFICATION</b>	<b>CE, FDA</b>

	<b>Xience ALPINE</b>
	<p>An Everolimus eluting coronary stent system optimized for peak performance in complex- lesions. It features an ultra-low tip profile and a co-axial positioning system (CPS) that re-centers the wire to maintain stent positioning through complex, calcified lesions. The only CTO indicated stent.</p>
<b>PRICE</b>	<b>ON REQUEST</b>
<b>CERTIFICATION</b>	<b>CE, FDA</b>

	<b>MULTI-LINK 8</b>
	<p>Abbott's latest bare metal stent that leverages Cobalt Chromium technology to offer thin struts for minimal vessel interaction, while maintaining radial strength and radiopacity. MULTI-LNK 8 stent is CE marked and indicated for AMI.</p>
<b>PRICE</b>	<b>ON REQUEST</b>
<b>CERTIFICATION</b>	<b>CE, FDA</b>



### **Xience PRIME**

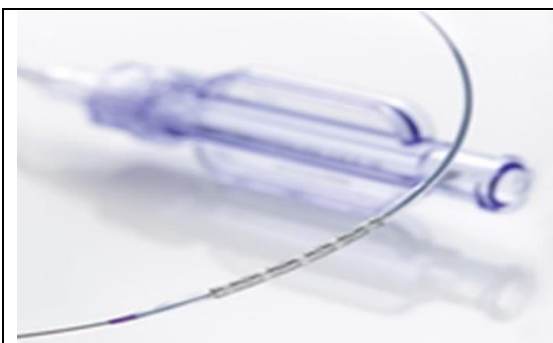
An Everolimus eluting coronary stent system that leverages cobalt chromium technology, biocompatible fluorinated copolymer, and has one of the thinnest drug eluting stent struts available, while maintaining strength to support the vessel.

**PRICE**

**ON REQUEST**

**CERTIFICATION**

**CE, FDA**



### **GRAFTMASTER**

The GRAFTMASTER RX is indicated for use in the treatment of free perforations in coronary vessels or saphenous vein bypass grafts. It is designed to save lives.

**PRICE**

**ON REQUEST**

**CERTIFICATION**

**CE, FDA**

## CARDIOVASCULAR – BALLOON DILATATION CATHETERS



### **NC TREK**

Enhanced for confident post-dilatation and delivery in challenging cases. It's Non-Compliance tend to concentrate dilatation force for precise post-dilatation and therefore achieving outstanding stent apposition.

**PRICE**

**ON REQUEST**

**CERTIFICATION**

**CE, FDA**



**TREK RX and MINI TREK RX**

The TREK family of balloon catheters offers physicians excellent conformability, ultra-low crossing profile, and outstanding push transmission, all of which improve deliverability of balloon in challenging anatomy.

**PRICE**

**ON REQUEST**

**CERTIFICATION**

**CE, FDA**

CARDIOVASCULAR – GUIDE WIRES



**HI-TORQUE BALANCE MIDDLEWEIGHT UNIVERSAL II**


A front-line guide wire designed for durability and kink resistance. It features moderate support, excellent flexibility, shaping ribbon for easy tip shaping and excellent torque transmission.

**PRICE**

**ON REQUEST**

**CERTIFICATION**

**CE, FDA**



**HI-TORQUE PILOT Guide Wires**

These wires provide excellent distal access with superb torque transmission. They also feature a lubricious, hydrophilic coating for crossability. The PILOT line comes in a range of tip stiffnesses (50, 150, 200).

**PRICE**

**ON REQUEST**

**CERTIFICATION**

**CE, FDA**

CARDIOVASCULAR – ACCESSORIES



**20/30 Indeflator**

A device used to inflate or deflate an angioplasty balloon during coronary angioplasty.

**PRICE**

**ON REQUEST**

**CERTIFICATION**

**CE, FDA**



**COPILLOT with Bleedback Control Valve**

Forms a seal around diagnostic/interventional devices during interventional procedures to minimize bleeding.

**PRICE**

**ON REQUEST**

**CERTIFICATION**

**CE, FDA**



**ProGlide**

A suturing device for closing the common femoral artery access site of patients who have undergone interventional catheterization procedures.

**PRICE**

**ON REQUEST**

**CERTIFICATION**

**CE, FDA**

# ORTHOPEDIC

## HIP REPLACEMENT



### Superior range of motion

The Circulo trapezoidal neck and optimized 12/14 taper designs of SYNERGY stems provide increased range of motion (ROM) compared to other designs.

### Surgical simplicity

All of the stems in the SYNERGY system (cemented and cementless) use the same 2 trays of instrumentation. The simple ream-and-broach system provides operating room efficiency: ream to a 14, broach to a 14, implant a 14 stem.

- Locking broach handles
- Few trial necks required
- A variety of trial heads
- Rigid stem inserter
- Easy-to-use anteversion handle

## SYNERGY

With over 500,000 stems successfully implanted since 1997, SYNERGY Hip System has been one of the fastest growing hips in orthopedics.

Why? Because SYNERGY is a complete system, with state-of-the-art options, that utilizes simple, efficient instrumentation.

### Features and Benefits

The SYNERGY Hip System provides you a complete range of options to match your patients' needs. The implants include solutions for:

- Cementless,
- Cemented
- Fracture management cases-CONQUEST FX

Each of these options uses the same surgical technique and the same two trays of surgical instruments.

The SYNERGY Hip System gets initial stability through three-point fixation:

- posterior proximal
- anterior midway
- posterior distal

Synergy is a bonded system approach and can be used with or without cement. This versatile system allows you to use one set of instrumentation.

Note: CONQUEST FX is a low demand, fracture management option that is implanted with the SYNERGY instruments. This option can be press-fit or cemented.

### Design and Technology Sophisticated design

SYNERGY Hip System incorporates successful Smith & Nephew design features including unique neck geometry and dual progressive offsets.


- Standard and high offset designs
- Threaded driving platform with an elliptical slot
- Improved neck geometry
- Recommended head/neck ratio
- No unnecessary anteversion
- Optimized 12/14 taper

**PRICE**

**ON REQUEST**

**CERTIFICATION**

**CE, FDA**

 <p><b>Design Features and Materials</b></p> <p><b>Materials</b></p> <p>The primary materials used in the GENESIS II Total Knee System implant components include cobalt chromium molybdenum alloy (Co-Cr-Mo), titanium alloy (Ti-6Al-4V), and ultra-high molecular weight polyethylene (UHMWPE). These materials were chosen for their clinically proven biocompatibility and mechanical properties. The primary materials used for the GENESIS II instrumentation include 17-4 PH stainless steel and acetal copolymer. The femoral and tibial implants are offered with two different surface characteristics at the bone/cement/implant interface:</p> <ul style="list-style-type: none"> <li>• a specially roughened surface</li> <li>• a porous-coated surface</li> </ul>	<p><b>GENESIS II</b></p> <p>Over the past 10 years the GENESIS II Knee System has grown to become one of the most trusted total knee systems on the market.</p> <p>Cutting edge instrumentation, such as the user friendly MIS system and the ream-thru femoral trials, was designed to create the most comprehensive system available. GENESIS II is a member of the LEGION◊ Family of products.</p> <p><b>System Overview</b></p> <p>Since the inception of GENESIS, we have continued to evolve.</p> <p>A deeper, more lateralized trochlear groove improves patellar contact and tracking</p> <p>An externally rotated femoral implant design optimizes femorotibial rotational alignment and reduces the likelihood of notching the lateral anterior cortex.</p> <p>Anatomically shaped tibial baseplates have an improved fin design and significantly improve coverage of the tibia as compared to symmetrical designs. Versatile, simple instrumentation, comprehensive in function and fewer in number, reduces surgical time, makes intraoperative management easier, and provides a more precise fit.</p> <p>Thoughtful versatility reduces the number of implant components yet significantly expands your clinical options.</p> <p>Wear is reduced by improving contact area and reducing contact stress in all articular surfaces.</p> <p>All articular surfaces are polished, including the proximal tibia. A nondegrading form of sterilization is used on all polyethylene.</p> <p>Dedicated cruciate retaining, posterior stabilized, low demand, and revision systems have been designed to meet the individual needs of each clinical and economic situation.</p>
	<p><b>PRICE</b></p> <p><b>CERTIFICATION</b></p>



**OXINIUM**

More than a decade ago, Smith & Nephew introduced OXINIUM $\diamond$  Oxidized Zirconium. This patented metal alloy is available for all of our knee implant systems. Its combination of hardness, smoothness and scratch-resistance makes it a superior choice for hip and knee implants.

OXINIUM material—a metal alloy with the surface transformed to ceramic using a patented process—has proven to be a superior metal for use in hip and knee implants due to its reduced friction and increased resistance to scratching and abrasion. These superior properties result in significantly less wear than can be produced by cobalt-chrome alloy (historically the material of choice in hip and knee implants).

**Some facts that may interest you:**

OXINIUM material has a surface hardness that is over twice that of cobalt-chrome. OXINIUM material may last longer than other implants as it reduces more than half of the implant wear common to other knees and hips based on lab simulator studies.

OXINIUM material avoids the risk of brittle fracture that can occur with ceramic implants.

OXINIUM material is 20% lighter than cobalt-chrome.

OXINIUM material contains <0.0035% for detectable nickel, the leading cause of negative reactions in patients with metal allergies.


**PRICE**


**ON REQUEST**

**CERTIFICATION**

**CE, FDA**

## ARTHROSCOPY IMPLANTS

	<p><b>ENDOBUTTON</b></p> <p>Introducing one of the strongest soft tissue fixation devices for cruciate reconstruction, the ENDOBUTTON<math>\diamond</math> CL fixation device. Its pre-threaded, continuous loop of suture demonstrates among the highest failure loads of any competitive device. The ENDOBUTTON CL fixation device offers simple rigid fixation.</p> <p><b>Benefits and Features</b></p> <p>Truly endoscopic procedure-does not require a second incision          Standard technique allows for endoscopic revision without lateral incision and bone removal          Consistent cortical fixation-does not rely on cancellous bone quality          Multiple sizes allow surgeon to determine length of graft to insert in the femoral socket          The only soft tissue fixation device that can be used with twin socket techniques</p>
	<p><b>PRICE</b></p> <p><b>ON REQUEST</b></p>
<p><b>CERTIFICATION</b></p>	<p><b>CE, FDA</b></p>

 <p><b>Enhanced durability</b></p> <p>BIOSURE Interference Screws and Drivers are designed for durability and reduced screw breakage. Both the screws and driver have been enhanced to allow screws to fully seat on the driver all the way to the tip of the screw, helping stress distribution and force transfer. The screw design also incorporates a consistent wall thickness throughout the length of the screw for added durability and features a tapered body for ideal ease of insertion.</p>	<p><b>BIOSURE</b></p> <p>The BIOSURE family of interference screws incorporates the latest proven technologies to help deliver exceptional graft fixation in ACL reconstruction, whether your technique incorporates a single or double bundle reconstruction, fixating on the tibial and/or femoral side, or using soft tissue or bone-tendon-bone grafts, our line of BIOSURE Interference Screws are designed to meet your needs.</p> <p><b>Broad range of sizes</b></p> <p>BIOSURE Interference screws are available in a variety of sizes, including 6mm screws for MPFL, extra-articular or double bundle repairs and reverse thread screws for right knees. This broad range of screw size offerings allows you to optimize fit based on technique preference or patient anatomical requirements.</p> <p><b>The right tools for easy insertion</b></p> <p>Optimal versatility extends beyond our screw sizes. We offer a full line of instrumentation, with drivers and taps available in ratcheted or non-ratcheted versions.</p>
	<p><b>PRICE</b></p> <p><b>ON REQUEST</b></p>
<p><b>CERTIFICATION</b></p>	<p><b>CE, FDA</b></p>



**Strong and clinically proven**

Provides a strong, reproducible and reliable meniscal repair with biomechanical properties equal to that of the open, vertical mattress stitch suture technique.

Contains no hard device heads

Minimizes trauma to articular cartilage.

Easy knot sliding with ULTRABRAID™ suture

Offers advantages over traditional polyester suture, including higher knot-breaking strength, increased lubricity and a stronger resistance to fraying.

**ULTRA FAST FIX – CURVED**

When the original FAST-FIX ◊ Meniscal Repair System was introduced in 2001, it set the benchmark for non-invasive, all-inside repairs. Thanks to its preloaded implants, pre-tied sliding knot, and innovative pusher/cutter device, this innovative system lets you deploy two implants vertically or horizontally on either side of the meniscus, tighten the suture, and trim the excess.

Building on its proven clinical success, the all-new ULTRA FAST-FIX ◊ system adds easier knot sliding and stronger suture. The result is a faster, more secure meniscal repair system that will maximize the chances of a successful meniscus tear recovery.

**Fast and easy**

Unlike conventional suture-based repair systems, the ULTRA FAST-FIX system is an implant system with a pre-tied, self-sliding knot that eliminates the need for intra-articular knot tying.

**PRICE**

**ON REQUEST**

**CERTIFICATION**

**CE, FDA**



**FAST-FIX 360 Meniscal Repair System**

Optimal performance, the only device that clicks on so many levels.

Fast-click, active implant deployment: unique 360° actuation design enables you to deploy implants in any hand position – vertically, horizontally, on either side of the meniscus – with a fast, smooth advancing motion.

Minimal disruption to the meniscus: smaller implants and pre-tied, self-sliding knot made of ULTRABRAID◊ 2-0 Suture create smaller needle insertions, reducing disruption to the meniscus.

Low profile with improved control: low profile, stiffer needle shaft improves control while enabling access and visibility to hard-to-reach areas of the meniscus.


Built-in adjustable depth penetration: set needle depth penetration from 10 mm to 18 mm with the simple push of a button.


**PRICE**


**ON REQUEST**


**CERTIFICATION**


**CE, FDA**


 <p><b>Secure fixation</b> Distal “cutting” threads provide easy insertion and proximal “locking” threads provide strong pullout strength.</p> <p><b>Increased visibility</b> Preloaded blue suture brings reliable suture fixation with low knot profile. Preloaded and ready-to-use Needles in handle</p> <p>Ergonomically designed handle With twist-and-release needle delivery system</p>	<p><b>TWINFIX Ti</b></p>
	<p>TWINFIX Ultra Preloaded Suture Anchors with Needles combine pullout strength with controlled suture and needle management for your mini-open rotator cuff repairs.</p> <p>Optimize your rotator cuff repairs with the combine strength of TWINFIX◇ Ultra Suture Anchors loaded with ULTRABRAID◇ Suture. This anchor has been designed to be supported by the internal driver to optimize force transfer during insertion into bone.</p> <ul style="list-style-type: none"> <li>• Transitional thread design enables secure fixation.</li> <li>• Distal “cutting” and proximal “locking” threads allow easy insertion and strong pullout strength.</li> <li>• Loaded with ULTRABRAID™ suture for strong knots and a low profile knot stack.</li> <li>• Specific hole preparation instruments address differing humeral bone quality.</li> <li>• Multiple anchor sizes</li> <li>• Multiple suture configurations</li> </ul> <p>Trusted anchor material choices Include absorbable (HA), non-absorbable (PK) and metallic (Ti) materials</p>
<p><b>PRICE</b></p>	<p><b>ON REQUEST</b></p>
<p><b>CERTIFICATION</b></p>	<p><b>CE, FDA</b></p>

 <p><b>DURABRAID◇ Suture (white and green #2)</b> Effective mix of strength, feel, and knot security Excellent handling characteristics No special cutting instruments required</p>	<p><b>BIORAPTOR</b></p>
	<p>BIORAPTOR 2.9 Suture Anchor is the secure solution for bioabsorbable fixation. With its cutting edge design and simple “tap-in” procedure, BIORAPTOR offers a flexible surgical technique for reliable and effective instability repairs. An improved eyelet design accommodates either one or two pre-loaded sutures, resulting in excellent suture sliding capability, even in the most challenging conditions, while the anchor’s unique rib shape provides superior pullout strength. BIORAPTOR is available with either DURABRAID or ULTRABRAID suture.</p> <p><b>ULTRABRAID Suture (white and cobraid #2)</b> High strength (UHMW) polyethylene fiber construction Unique and proprietary braid configuration Outstanding knot security and feel properties</p>
<p><b>PRICE</b></p>	<p><b>ON REQUEST</b></p>
<p><b>CERTIFICATION</b></p>	<p><b>CE, FDA</b></p>

 <p><b>Suture security</b> Suture secured inside anchor, not dependent on bone quality.</p> <p><b>Easy tap-in design</b> No deployment devices required.</p> <p><b>Torque limiter knob</b> The inner plug cannot be over-tightened.</p> <p><b>Adjustable tension</b> Inner plug design allows fine-tuning of tension across the cuff tissue.</p>	<p><b>FOOTPRINT</b></p> <p>The uniquely designed FOOTPRINT PK Suture Anchor is our most inspired innovation yet. Unlike other anchors which require final suture adjustment prior to setting the anchor, the FOOTPRINT PK Suture Anchor allows you to adjust the tension even after insertion. This gives you optimal control over your procedure to ensure proper fixation and suture tension. Choose the anchor that always delivers great performance.</p> <p><b>Product comparison</b></p> <p>The FOOTPRINT PK Suture Anchor provides less rotator cuff displacement and suture slippage according to initial cyclic loading studies conducted in a synthetic humeral head model.</p>
	<p><b>PRICE</b></p> <p><b>CERTIFICATION</b></p>

	<p><b>ACCUPASS</b></p> <p>The ACCU-PASS Suture Shuttle is designed to accommodate doubled #2-0 or #0, or aa single #1 or #2 monofilament suture.</p> <p>The single-handed, ergonomic handle design and thumb wheels provide precise control for suture placement and shuttle deployment.</p> <p><b>Used in Shoulder Arthroplasty, seven different tip configurations and three shuttle loading options are available.</b></p> <ul style="list-style-type: none"> <li>• Options provide flexibility in both procedure and technique.</li> <li>• Solid one-piece shaft resists bending and breakage.</li> <li>• Sterile, single patient use</li> <li>• Suture passing and shuttling for instability, plications and side to side repairs</li> </ul>
	<p><b>PRICE</b></p> <p><b>CERTIFICATION</b></p>

 <p>Systems.</p> <p><b>560P Camera Control Unit</b> Proprietary processing architecture handles 2 1/2 times more information than SDTV to achieve true high definition TV.</p> <p><b>560 SYSTEM Flat Panel Monitor</b> Outputs image in full 1920 x 1080i 16x9 format or traditional 4:3 format. Displays true high definition resolution and clarity. Displays true HD images when used with the Smith &amp; Nephew 560 Series Camera System. Lightweight display for superior flexibility.</p>	<p><b>560H Camera Head</b></p> <p>Uses HD widescreen CCD (Charge Coupled Device) designs for native acquisition of the digital HDTV image.</p> <p>Captures more clinical information.</p> <p>Breakthrough micro-electronic technology allows advanced ergonomic design: the 560-camera head is similar in size and weight to a standard camera head.</p> <p>3-button, 6-function interface controls image and remote operation of compatible peripheral devices like CCU's, printers, and Smith &amp; Nephew Image Management</p> <p>Smith &amp; Nephew Endoscopy focuses on repairing and healing the human body through minimally invasive techniques.</p> <p>The company creates innovative products whose performance has earned the trust of clinicians around the world. We are very proud that every day we help patients quickly get back to normal.</p>
<p><b>PRICE</b></p>	<p><b>ON REQUEST</b></p>
<p><b>CERTIFICATION</b></p>	<p><b>CE, FDA</b></p>

 <p>The 500 XL Light Source provides brighter illumination than competitive LED light source* and is part of the complete Smith &amp; Nephew visualization experience when paired with the 560 HD camera platform.</p>	<p><b>500XL Light Source</b></p> <p><b>Proven Technology</b></p> <p>More than 18% brighter than standalone LED sources with consistent 300 watt Xenon light* Ideal viewing in challenging arthroscopic environments</p> <p><b>Intuitive Interface</b></p> <p>Ability to control Xenon light source from the Smith &amp; Nephew 560 HD Camera</p> <p>Bright LCD panel with user-friendly messaging, including lamp hour usage</p> <p>Rotational turret allows for multiple light guide compatibility</p>
<p><b>PRICE</b></p>	<p><b>ON REQUEST</b></p>
<p><b>CERTIFICATION</b></p>	<p><b>CE, FDA</b></p>



The 660HD Image Management System increases OR efficiency by easily capturing and utilizing surgical images in true high definition (HD) format.

**PRICE**

**CERTIFICATION**

## 660 IMAGE MANAGEMENT SYSTEM

### Manage Your Surgical Images with Ease

The Smith & Nephew 660HD Image Management System is an easy-to-use digital capture system that enables the OR staff to capture, edit, print, and store intraoperative surgical images and videos in true 1920 x 1080 high definition (HD) format.

Patient images and videos can be captured using camera head buttons or the graphical user interface. Images can be edited and printed on inkjet or laser printers. Patient data can be written to a data CD/DVD for a computer, or a video DVD for use in commercial DVD players. Images can also be saved to a USB drive or network folder. When used with the Smith & Nephew Integration Broker software, the 660HD System can save to PACS using DICOM or Electronic Medical Record (EMR) using HL7.

**ON REQUEST**

**CE, FDA**



### Streamlines procedures with power and efficiency

Utilizing an innovative and proprietary cutting technology, the DYONICS POWER II Control Unit resects soft tissue faster than comparable arthroscopic resection systems.

**PRICE**

**CERTIFICATION**

## DYONICS POWER II

Setting a new standard for power and performance

The DYONICS POWER II Control System takes powered resection to a new level. It combines the most aggressive arthroscopic soft tissue resection mode and powerful torque for efficient bone resection with proven DYONICS shaver handpieces and blades.

### The system that works for you

Simple enough to use right out of the box, DYONICS POWER II Control System may also be customized to your unique requirements:

Choice of soft tissue cutting modes adapt to surgeon preferences and procedure demand.


Dual hot ports enable simultaneous activation of shaver and power handpieces.


Blade family auto-recognition quickly recalls preferred settings.


Footswitch can be operated in variable speed or on-off modes. Provides flexibility to activate handpiece and footswitch controls during a procedure.

**ON REQUEST**

**CE, FDA**


	<p><b>DYONIC RF</b></p> <p>You want to resect soft tissue rapidly. But you also need to precisely sculpt soft tissue. The DYONICS RF System satisfies both requirements, with patented bipolar technology that delivers focused energy to the targeted tissue, and probes that allow superb maneuverability in tight joint spaces. So you can still be aggressive, with the control you need.</p>
<p><b>Image is everything.</b></p> <p>With an unobstructed image, it's easier to pick out details that might otherwise be hidden by debris or bubbles. DYONICS RF suction probes are equipped with grated suction ports that encourage a constant flow of irrigating fluid and contribute to a clear field of view.</p>	<p><b>Power and precision!</b> <b>Plug and go!</b></p> <p>The DYONICS RF System's user-friendly generator interface and plug-and-play probes make it easy to apply bipolar RF energy for rapid resection and ablation. Just plug in the probe and the system selects the optimal power setting to get you going quickly.</p>
<p><b>PRICE</b></p>	<p><b>ON REQUEST</b></p>
<p><b>CERTIFICATION</b></p>	<p><b>CE, FDA</b></p>


	<p><b>DYONIC 25 FLUID MANAGEMENT</b></p> <p><b>Easy to set up and use</b> No calibration required. Simply insert the tubing cassette, select the cannula size and press START.</p> <p><b>Multiple tube set options</b> A variety of tubing options are available, including day tubing, which enables you to select the most cost-effective solution for your facility.</p>
<p>Flow rates up to 2.5 lpm Maintains stable pressure in the joint and also maintains clear field of view.</p>	
<p><b>PRICE</b></p>	
<p><b>CERTIFICATION</b></p>	


	<p><b>TELESCOPE DIRECT VIEW</b></p> <p>Engineered with wide angle lens construction and exceptional depth of field to keep the operative site in focus over a wide range of vision, reducing the need to refocus during surgery.</p> <p>Direct view Arthroscopes provide optimal flexibility. Choice of viewing angles allows complete joint examination without compromising technique. High quality optical couplers team with direct view arthroscopes. Offering procedural flexibility</p>
<p>Video Arthroscopes attach directly to camera for optimum clarity. Choice of viewing angles allows complete joint examination without compromising technique.</p>	
<p><b>PRICE</b></p>	<p><b>ON REQUEST</b></p>
<p><b>CERTIFICATION</b></p>	<p><b>CE, FDA</b></p>


# SURGICAL


## SURGICAL – KLS MARTIN


	<b>Microstop</b>
	<ul style="list-style-type: none"><li>- Red-green indicator</li><li>- Reusable filters</li><li>- Varian container size</li><li>- Sterilized up to 270 Celcius</li><li>- Ergonomic Design with cool handle</li></ul>
<b>PRICE</b>	<b>ON REQUEST</b>
<b>CERTIFICATION</b>	<b>CE, FDA</b>


	<b>MARSAFE</b>
	<ul style="list-style-type: none"><li>- Disposable Paper Filter – Varian container size</li></ul>
<b>PRICE</b>	<b>ON REQUEST</b>
<b>CERTIFICATION</b>	<b>CE, FDA</b>


	<b>Paper Filter</b>
	<ul style="list-style-type: none"><li>- Disposable Paper Filter in Marsafe containe</li><li>- Compatible with other conventional container</li></ul>
<b>PRICE</b>	<b>ON REQUEST</b>
<b>CERTIFICATION</b>	<b>CE, FDA</b>


	<b>Mesh Trays</b>
	<ul style="list-style-type: none"><li>- Varian tray size</li></ul>
<b>PRICE</b>	<b>ON REQUEST</b>
<b>CERTIFICATION</b>	<b>CE, FDA</b>


	<b>C34</b>
	<ul style="list-style-type: none"> <li>- Catalog General Instruments</li> <li>- All discipline specialities</li> </ul>
<b>PRICE</b>	<b>ON REQUEST</b>
<b>CERTIFICATION</b>	<b>CE, FDA</b>


	<b>MarLED V16</b>
	<ul style="list-style-type: none"> <li>- Ergonomic Design – Touch screen controller – Illuminance 160.000 Lux – CRI 95 – Color Temp 3.800/4.300/4.800 K – LED life span 40.000 hours</li> </ul>
<b>PRICE</b>	<b>ON REQUEST</b>
<b>CERTIFICATION</b>	<b>CE, FDA</b>


	<b>Marled E15 &amp; Marled E9i</b>
	<ul style="list-style-type: none"> <li>- Ergonomic Design</li> <li>- Illuminance 160.000 Lux</li> <li>- CRI 99</li> <li>- Color Temp 3.800/4.300/4.800 K</li> <li>- LED life span 60.000 hours – With Battery (Optional)</li> </ul>
<b>PRICE</b>	<b>ON REQUEST</b>
<b>CERTIFICATION</b>	<b>CE, FDA</b>


	<b>Marled E3</b>
	<ul style="list-style-type: none"> <li>- Top quality examination lights</li> <li>- Illumination 100.000 Lux</li> <li>- Color temp 4.300 K</li> <li>- Simple operation</li> <li>- Safe hygiene</li> <li>- Reliable positioning</li> </ul>
<b>PRICE</b>	<b>ON REQUEST</b>
<b>CERTIFICATION</b>	<b>CE, FDA</b>


	<p><b>Independent</b></p>
	<p><b>Independent 101 S</b>  - Vertically adjustable spring arm – Load-bearing capacities up to 180 kg – Electromagnetic or Pneumatic system.</p>
	<p><b>Independent 201 M</b>  - Height adjustable swivel – Load-bearing capacities up to 250 kg – Electromagnetic or pneumatic system.</p>
	<p><b>Independent 301</b>  - Universal heavy duty mounting system – Load-bearing capacities up to 640 kg – High positioning accuracy due to pneumatic braking system.</p> <p><b>Independent 401</b>  - User friendly design with no external screw fixtures – LED lighting indicator – Load bearing capacities up to 640 kg – Electromagnetic braking system.</p> <p><b>Independent 501</b>  - The heavy duty mounting system – Load bearing capacities up to 1.000 kg</p>
<p><b>PRICE</b></p>	<p><b>ON REQUEST</b></p>
<p><b>CERTIFICATION</b></p>	<p><b>CE, FDA</b></p>


	<p><b>MarWORLD</b></p>
	<ul style="list-style-type: none"> <li>- Square precision steel profile material</li> <li>- Fire protection</li> <li>- Sound insulation</li> <li>- X-ray protection</li> </ul>
<p><b>PRICE</b></p>	<p><b>ON REQUEST</b></p>
<p><b>CERTIFICATION</b></p>	<p><b>CE, FDA</b></p>


	<p><b>MarTract</b></p>
	<p><b>MarTract</b>  MarTract Standard – Standard applications – Abdominal surgery – Transplantations surgery</p>
	<p><b>MarTract</b>  MarTract Obesity - Obese patients – Abdominal surgery</p>
	<p><b>MarTract</b>  MarTract Compact - Small system for incisions - Special indications</p>
<p><b>PRICE</b></p>	<p><b>ON REQUEST</b></p>
<p><b>CERTIFICATION</b></p>	<p><b>CE, FDA</b></p>


	<p><b>Monitor</b></p>
	<p>OEV-261H , 26" LCD Monitor</p> <p>The OEV-261H 26" LCD monitor is able to display full HD images and has been designed specifically for use with Olympus endoscopy systems.</p>
<p><b>PRICE</b></p>	<p><b>ON REQUEST</b></p>
<p><b>CERTIFICATION</b></p>	<p><b>CE, FDA</b></p>


	<p><b>Monitor</b></p>
	<p>OEV262H , 26" High-Definition LCD Monitor</p> <p>This high-end monitor meets a wide range of clinical needs. The clearest picture quality is guaranteed by the high brightness, contrast, and gradation.</p>
<p><b>PRICE</b></p>	<p><b>ON REQUEST</b></p>
<p><b>CERTIFICATION</b></p>	<p><b>CE, FDA</b></p>


	<p><b>Monitor</b></p>
	<p>LMD-2451MT, Monitor, ideal for 3D endoscopic surgery</p> <p>The numerous features and benefits make it ideal for 3D endoscopic surgery and suited to a wide range of medical settings where critical high-quality 3D monitoring is required</p>
<p><b>PRICE</b></p>	<p><b>ON REQUEST</b></p>
<p><b>CERTIFICATION</b></p>	<p><b>CE, FDA</b></p>


	<p><b>LAPAROSCOPY SYSTEM 3D Imaging</b></p> <p>Exceptional 3D perception and brilliant image quality with rigid 0° and 30° ENDOEYE, 3D image rotation while maintaining the horizon with 30° rigid ENDOEYE, Autoclavable, focus-free, and plug and play</p>
<p><b>PRICE</b></p>	<p><b>ON REQUEST</b></p>
<p><b>CERTIFICATION</b></p>	<p><b>CE, FDA</b></p>


	<p><b>VISERA ELITE 2</b></p> <p><b>CLV-S200-IR VISERA / ELITE II XENON light source</b></p> <p>The VISERA ELITE II XENON Light Source provides the needed light intensity for illumination in IR modes. It is optimally designed for the VEII IR system while proving excellent white-light images as well.</p>
<p><b>PRICE</b></p>	<p><b>ON REQUEST</b></p>
<p><b>CERTIFICATION</b></p>	<p><b>CE, FDA</b></p>


	<p><b>VISERA ELITE 2</b></p> <p><b>OTV-S200 / VISERA ELITE II video system center</b> General Surgery, Gynecology, Urology, Ear, Nose, Throat</p> <p>The VISERA ELITE II video system center combines the LED light source and the processor in one box, defining a new way of simplicity in the OR. The intuitive touch panel enables easy and fast control with no interruption of the procedure.</p>
<p><b>PRICE</b></p>	<p><b>ON REQUEST</b></p>
<p><b>CERTIFICATION</b></p>	<p><b>CE, FDA</b></p>


	<p><b>VISERA ELITE</b></p> <p><b>OTV-S190 / VISERA ELITE video processor</b></p> <p>The VISERA ELITE Video Processor OTV-S190 brings out the entire new scope performance. The multiplatform system enables existing scopes to be used as well. Stabilized color reproduction and image-noise reduction take improvements in image quality to the next level.</p>
<p><b>PRICE</b></p>	<p><b>ON REQUEST</b></p>
<p><b>CERTIFICATION</b></p>	<p><b>CE, FDA</b></p>


	<b>VISERA ELITE</b>
	<p><b>CLV-S190 / VISERA ELITE Xenon Light Source</b></p> <p>The Visera Elite Xenon Light Source CLV-S190 is even better than before, featuring improved Narrow Band Imaging (NBI) for brighter, higher-contrast images and a new cooling design minimizing the operating noise level.</p>
<b>PRICE</b>	<b>ON REQUEST</b>
<b>CERTIFICATION</b>	<b>CE, FDA</b>


	<b>EVIS EXERA III</b>
	<p><b>CV-190 / EVIS EXERA III Video Processor</b></p> <p>The EVIS EXERA III CV-190 video system center enables easy access to a wide range of advanced diagnostic features and is compatible with all EVIS EXERA, EVIS EXERA II and EVIS EXERA III gastrointestinal and respiratory endoscopes as well as major surgical legacy endoscope series.</p>
<b>PRICE</b>	<b>ON REQUEST</b>
<b>CERTIFICATION</b>	<b>CE, FDA</b>


	<b>EVIS EXERA III</b>
	<p><b>CLV-190 / Xenon Light Source</b> Pulmonology Gastroenterology Urology General Surgery</p> <p>With the EVIS EXERA III Xenon Light Source CLV-190, preprocedure setup has never been easier thanks to a new One-touch Connector for EVIS EXERA III endoscopes.</p>
<b>PRICE</b>	<b>ON REQUEST</b>
<b>CERTIFICATION</b>	<b>CE, FDA</b>


	<b>OPTERA</b>
	<p><b>CV-170 / Outpatient Surgical Imaging Platform</b> Urology Ear, Nose, Throat</p> <p>The outpatient surgical imaging platform CV-170 enables cost-effective access to the power of HDTV and NBI in endoscopic diagnosis in ENT and urology.</p>
<b>PRICE</b>	<b>ON REQUEST</b>
<b>CERTIFICATION</b>	<b>CE, FDA</b>


	<p><b>INSUFLATOR</b></p> <p>High Flow Insufflation Unit  General Surgery Gynecology Urology  The UHI-4 insufflation unit has a high maximum flow rate and advanced functionality. It enhances performance and reliability in demanding surgical-laparoscopy environments.</p>
<p><b>PRICE</b></p>	<p><b>ON REQUEST</b></p>
<p><b>CERTIFICATION</b></p>	<p><b>CE, FDA</b></p>

	<p><b>THUNDERBEAT</b></p> <p>Combines ultrasonic and advanced bipolar energy in a unique instrument design. Bipolar Electrodes are placed on both jaw being driven by ultrasonic energy in addition, working simultaneously.  The special “center-pivot” jaws layout ensures an evenly distribution of pressure independent of tissue thickness or type producing consistently superior vessel sealing and higher grasping and dissecting forces.</p>
<p><b>PRICE</b></p>	<p><b>ON REQUEST</b></p>
<p><b>CERTIFICATION</b></p>	<p><b>CE, FDA</b></p>


	<p><b>LITHOTRIPSY SYSTEM</b></p> <p><b>ShockPulse-SE (Stone Eliminator)</b></p> <p>The ShockPulse-SE Lithotripsy System is intended to be used for fragmentation of urinary tract calculi in the kidney, ureter and bladder</p>
<p><b>PRICE</b></p>	<p><b>ON REQUEST</b></p>
<p><b>CERTIFICATION</b></p>	<p><b>CE, FDA</b></p>


	<p><b>CH-S200-XZ-EB</b>  <b>HD 3CMOS Camera head</b></p> <p>General Surgery Gynecology Urology Ear, Nose, Throat</p> <p>The 3CMOS camera head is the most lightweight on the market. With its three CMOS chips, it provides clear images with natural colors. It includes an IR filter to support an upgrade of the VISERA ELITE II system to IR observation.</p>
<p><b>PRICE</b></p>	<p><b>ON REQUEST</b></p>
<p><b>CERTIFICATION</b></p>	<p><b>CE, FDA</b></p>

	<p><b>CH-S200-XZ-EA</b></p>
	<p><b>HD 3CMOS Camera Head Autoclavable</b></p> <p>General Surgery Gynecology, Urology, Ear, Nose, Throat</p> <p>With its 3 CMOS chips it is most light CH in its range and provides clear images with natural colors. It is including an IR filter to support an upgrade of the VISERA ELITTE II system to IR observation. Simple Electronic buttons for zoom and focus integrated.</p>
<p><b>PRICE</b></p>	<p><b>ON REQUEST</b></p>
<p><b>CERTIFICATION</b></p>	<p><b>CE, FDA</b></p>

	<p><b>3CCD – CH-S190-XZ-E/Q</b></p>
	<p><b>Camera Head, Full HD 3CCD</b></p> <p>Urology General Surgery, Gynecology, Ear, Nose, Throat</p> <p>The 3CCD Camera Head provides HD image quality as you have never seen before. The new design provides unsurpassed detail and color reproduction while minimizing operator fatigue.</p>
<p><b>PRICE</b></p>	<p><b>ON REQUEST</b></p>
<p><b>CERTIFICATION</b></p>	<p><b>CE, FDA</b></p>

## MEDICAL

	<p><b>POLYMOBIL</b></p> <p>POLYMOBIL makes it easy to bring the X-ray system to the patient. They are as easy to use as they are to move, and offer good reproducibility and results in consistent image quality.</p> <p>The systems of the POLYMOBIL family are ideally suited for any bedside exposure in the hospital ward, trauma practice, surgery, orthopedics and veterinary medicine.</p> <p>POLYMOBIL Plus has a 20 kW generator with 300 mA – for higher image quality</p> <p>POLYMOBIL III is the entry level unit with a 2.5 kW generator with 40 mA</p> <p>Transport the light-weight and compact POLYMOBIL easily within the facility</p> <p>Short wheelbase with large polyurethane tires helps to move the system easily</p> <p>Move the counterbalanced tube arm and rotatable tube head for precise adjustment – effortlessly</p>
<p><b>PRICE</b></p>	<p><b>ON REQUEST</b></p>
<p><b>CERTIFICATION</b></p>	<p><b>CE, FDA</b></p>

	<p><b>MOBILETT XP</b></p> <p>Mobilett XP can easily be positioned for X-ray imaging in virtually all conceivable projections with the patient recumbent, sitting, or any position in between. The self-calibrating high power X-ray generator enables short exposure times down to 1 ms – virtually eliminating motion blurring.</p> <ul style="list-style-type: none"> <li>• Dual source power for motor drive and exposures</li> <li>• Lightweight and compact mobile X-ray system with one of the largest arm ranges in the industry</li> <li>• Short exposure times down to 1 ms – virtually eliminating motion blurring</li> <li>• High imaging power with 30 kW (XP and Hybrid) and 20 kW (XP Eco)</li> <li>• Integrated cable design for easy cleanability</li> </ul> <p>Also available in the widely beloved giraffe design as an option</p>
<p><b>PRICE</b></p>	<p><b>ON REQUEST</b></p>
<p><b>CERTIFICATION</b></p>	<p><b>CE, FDA</b></p>



**MOBILETT MIRA**

With the wireless X-ray system Mobilett Mira, Siemens takes digital mobile X-ray imaging to the next level. As a fully integrated system, Mobilett Mira provides the answers to your everyday challenges. Experience wireless freedom and flexibility in the mobile X-ray sector. Experience Mobilett Mira, your wireless X-ray system.

- Rotate – Rotating swivel arm, with industry-leading arm range and integrated cables for increased sterility
- Wireless – Wireless detector with a resolution of 7 mio pixels, for image quality comparable to those of stationary X-ray images
- Power – Highest imaging power per footprint
- UPTIME – Remote Service Diagnosis (SRS)
- Ever-Ready Design – Can be operated from battery as well as from mains power

Giraffe – Also available in the widely beloved giraffe design as an option

**PRICE**

**ON REQUEST**

**CERTIFICATION**

**CE, FDA**



**MULTIX SELECT DR**

Raise your analog Multix system to the digital level – maximize image quality, optimize your workflow and realize confidence with a fully integrated digital solution from your reliable partner.

- Maximize image quality for you and your patients with the Multix DR-Upgrade: sharper contrast and more details in spite of a lower dose.
- Optimize your productivity by speeding up clinical workflow. Benefit from Siemens’ automatic transfer of patient parameters: faster and without additional work steps.

Realize in your investment confidence. Trust Siemens’ well-known quality. Only Siemens offers tailored service solutions that fit seamlessly with your Multix.

**PRICE**

**ON REQUEST**

**CERTIFICATION**

**CE, FDA**



**MULTIX FUSION**

The brand-new Multix Fusion\* solves the challenge of meeting your needs within your budget.

It fits your needs as regards ease of use, image quality, dose reduction, efficiency, speed, and versatility with the excellence you expect from Siemens.

It fits your budget in terms of total cost of ownership, patient throughput, and return on investment.


- Fits your needs
- Fits your budget

**PRICE**

**ON REQUEST**

**CERTIFICATION**

**CE, FDA**



**LUMINOS RF CLASSIC**

Whether for its handling convenience, outstanding image quality, versatility or reliability, Luminos RF Classic is a solid investment. It combines quality components and proven technology to offer you excellent performance for the complete range of fluoroscopy applications.

- Head-to-toe coverage with 8-way tabletop movements
- Fully automatic cassette spotfilm device for single-handed cassette management
- Imaging chain for 1k x 1k high-contrast imaging with last-image-hold (LIH) function
- Proven high-quality components for great system performance
- Versatility for great throughput


Modular design to meet specific applications needs


**PRICE**


**ON REQUEST**


**CERTIFICATION**


**CE, FDA**

	<b>LUMINOS FUSION</b>
	<p>Luminos Fusion* is our new digital fluoroscopy system that fuses innovation with the economy of a market leader. The system offers accuracy in imaging with up to 90% less dose and high availability through its ease-of-use and proven reliability. The result is amazing productivity and economy in an investment that you can make with confidence.</p> <p><b>accurate in imaging and dose</b></p> <ul style="list-style-type: none"> <li>● Technology from industry-leading Luminos systems</li> <li>● Advanced image processing</li> <li>● Up to 90% dose reduction by using our CARE features</li> </ul> <p><b>available reliably and easily</b></p> <ul style="list-style-type: none"> <li>● Reliability: 99.7% uptime with more than 10,000 installed systems</li> <li>● Intuitive touch user interface</li> <li>● Flexible patient access from all sides</li> </ul> <p><b>amazing productivity and economy</b></p> <ul style="list-style-type: none"> <li>● Modular system concept</li> <li>● Improved room utilization, compact design</li> <li>● Service backed by our global network</li> </ul>
	<b>PRICE</b> <b>ON REQUEST</b>
	<b>CERTIFICATION</b> <b>CE, FDA</b>

	<b>LUMINOS dRF</b>
	<p>Siemens championed the world's first 2-in-1 system for radiography and fluoroscopy – Luminos dRF. Driven by our passion for innovation we introduce: The new Luminos dRF with Human Touch Technology. We build on a winning team and strive to reach your goals in image quality, flexibility, efficiency and security in your investment.</p> <ul style="list-style-type: none"> <li>● SmartMove* – One touch and the system moves to where you need it</li> <li>● SmartTouch – Only on human touch, will the system move</li> <li>● SmartView* – One touch to get the image you need</li> <li>● The 2-in-1 system for fluoroscopy and radiography</li> <li>● Lowest table height of 48 cm for easier patient transfer</li> <li>● Brilliant imaging with a large 43 cm x 43 cm flat detector</li> </ul>
	<b>PRICE</b> <b>ON REQUEST</b>
	<b>CERTIFICATION</b> <b>CE, FDA</b>

	<p><b>SIREMOBIL COMPACT L</b></p> <p>SIREMOBIL Compact L is our compact all-round performer in intraoperative imaging. It supports various surgical applications in general surgery, orthopedics, trauma, pain management and ambulatory care. Thanks to its compact and ergonomic design, it is particularly easy to handle and operate. This means accelerated workflow and ultimately significant time and cost savings in your daily work.</p> <ul style="list-style-type: none"> <li>● Designed for high-quality imaging at low dose</li> <li>● Engineered for reliability</li> <li>● Shaped for advanced ergonomic handling and easy Positioning</li> <li>● Built for user-friendly integration into clinical workflows</li> </ul>
	<p><b>PRICE</b></p> <p><b>CERTIFICATION</b></p>

	<p><b>ARCADIS VARIC</b></p> <p>ARCADIS Varic is our advanced multipurpose C-arm. It supports a broad range of applications like orthopedics, trauma and vascular surgery, or urology, to name a few. Its full post-processing capabilities make for easy integration in advanced clinical workflow.</p> <ul style="list-style-type: none"> <li>● Precise imaging and excellent visualization</li> <li>● Easy operation</li> <li>● Easy integration into clinical workflows</li> <li>● Optimal flexibility in data handling</li> <li>● Truly digital navigation with NaviLink 2D*</li> </ul>
	<p><b>PRICE</b></p> <p><b>CERTIFICATION</b></p>

	<p><b>MAMMOMAT 1000</b></p> <p>MAMMOMAT 1000 is our mid-tier analog screening mammography system for high patient volumes. The system provides excellent image quality combined with a range of features that inspire comfort and confidence. A radiation shield with control panel allows you to operate the system from a protected area.</p>
	<p><b>PRICE</b></p> <p><b>CERTIFICATION</b></p>



**MAMMOMAT 3000 Nova**

The analog mammography system MAMMOMAT 3000 Nova combines screening and diagnostic in one unit. The ability to integrate with a variety of CR readers makes it easy to upgrade to digital. A radiation shield with control panel allows operating the system from a protected area. Together with syngo Opdimas\* stereotactic biopsies can be performed.

**PRICE**

**ON REQUEST**

**CERTIFICATION**

**CE, FDA**



**MAMMOMAT Inspiration**

One out of ten women will be diagnosed with breast cancer in her lifetime. Screening can help reduce mortality. But especially for healthy women, low dose is of upmost importance. At the same time, image quality is key to detection of the smallest detail. Combining both is a challenge.

MAMMOMAT Inspiration is an unique all-in-one system for screening, diagnostics, stereotactic biopsy and 3D tomosynthesis.

Low-dose, uncompromised image quality


Greater comfort, relaxed patients  
 Easy to use, outstandingly quick  
 True tomo, breakthrough innovations


**PRICE**

**ON REQUEST**

**CERTIFICATION**

**CE, FDA**

	<p><b>Mammomat Select</b></p> <p>Providing access to mammography for early breast cancer detection can be a challenge, especially when budgets are limited. An analog system that is easy to use and provides images at the right dose is a cost-effective way to offer women the standard of care they need.</p> <p>Mammomat Select is a system that combines proven expertise in analog mammography with smart features. It allows for ease of use, lower dose and minimal cost of ownership. Improve your financial performance with Mammomat Select.</p> <p>Easy to touch screen – Streamline your workflow  Easy to dose right – Select the right dose for each woman individually</p> <p>Easy to invest low – Profit from an affordable system and low service costs</p>
	<p><b>PRICE</b></p> <p><b>CERTIFICATION</b></p>

	<p><b>Somatom Perspective 128 Slices</b></p> <p>SOMATOM® Perspective is a high-end CT scanner that delivers economical benefits without compromising on patient care.</p> <p>Innovative technologies such as SAFIRE boost diagnostic confidence while reducing dose, and the unique eCockpit improves cost efficiency by minimizing energy consumption and wear and tear.</p> <p>SOMATOM Perspective is available in four upgradeable configurations, giving healthcare facilities room to grow.</p> <p>Widen your clinical portfolio  Manage your financial performance  Ease your working day</p>
	<p><b>PRICE</b></p> <p><b>CERTIFICATION</b></p>



**Magnetom Avanto 1,5 T**

MAGNETOM® Avanto, A Tim+Dot System is the landmark in 1.5T imaging due to Tim technology® in combination with a dramatic reduction in acoustic noise, and a comprehensive application range up to 205 cm whole-body imaging. With the integration of Dot®, the power of Tim is multiplied resulting in greater image consistency and diagnostic confidence, greater ease-of-use, and a day that's more productive than ever before.

Tim+Dot integrated  
 Landmark in technology  
 Landmark in applications

**PRICE**

**ON REQUEST**

**CERTIFICATION**

**CE, FDA**



**Artis Zee**

Artis zee is a proven and reliable system that delivers optimal image quality at lowest dose, letting you optimize your procedure mix, and invest with confidence.

It is equipped with industry-leading imaging technology, unique dose management tools, and the latest clinical applications based on the innovative PURE® platform.

Deliver optimal image quality  
 Broaden your procedure mix  
 Invest with confidence

**PRICE**


**ON REQUEST**


**CERTIFICATION**

**CE, FDA**


## Ultrasound


### Premium Ultrasound


	<b>EPIQ 7</b>
	EPIQ 7 features our most powerful architecture ever applied to ultrasound imaging – touching all aspects of acoustic acquisition and processing, allowing you to truly experience ultrasound’s evolution to a more definitive modality.
<b>PRICE</b>	<b>ON REQUEST</b>
<b>CERTIFICATION</b>	<b>CE, FDA</b>


	<b>EPIQ 5</b>
	EPIQ 5 is the new direction for premium ultrasound featuring an uncompromised level of clinical performance to meet the challenges of today’s most demanding practice.
<b>PRICE</b>	<b>ON REQUEST</b>
<b>CERTIFICATION</b>	<b>CE, FDA</b>


### Compact Ultrasound


	<b>Compact Ultrasound</b>
	Premium class performance in a compact system. Extreme performance is built in to the CX50 system with clinically proven premium technologies.  Images are displayed with exceptional quality, giving you the data you need for confident diagnoses.
<b>PRICE</b>	<b>ON REQUEST</b>
<b>CERTIFICATION</b>	<b>CE, FDA</b>


	<p><b>Affiniti 70</b></p>
	<p>The Affiniti 70 ultrasound system offers a powerful combination of performance and workflow for quick, confident diagnosis.</p>
<p><b>PRICE</b></p>	<p><b>ON REQUEST</b></p>
<p><b>CERTIFICATION</b></p>	<p><b>CE, FDA</b></p>


	<p><b>Affiniti 50</b></p>
	<p>The Affiniti 50 ultrasound system delivers innovation that responds to the needs of a busy ultrasound department and gives you the confident results you need, in the time you have, every day.</p>
<p><b>PRICE</b></p>	<p><b>ON REQUEST</b></p>
<p><b>CERTIFICATION</b></p>	<p><b>CE, FDA</b></p>


	<p><b>Affiniti 30</b></p>
	<p>Choosing a new ultrasound system is all about balance.</p> <p>You need accurate diagnostic information quickly, a simplified yet intuitive user interface, and easy access to critical features, along with an ergonomic design and the latest technology.</p>
<p><b>PRICE</b></p>	<p><b>ON REQUEST</b></p>
<p><b>CERTIFICATION</b></p>	<p><b>CE, FDA</b></p>

	<p><b>HD 5</b></p>
	<p>The Philips HD5 ultrasound system helps you offer the high-quality care your patients need. The HD5 is a full-feature color ultrasound that offers exceptional image quality and a wide range of capabilities – all at an affordable price.</p>
<p><b>PRICE</b></p>	<p><b>ON REQUEST</b></p>
<p><b>CERTIFICATION</b></p>	<p><b>CE, FDA</b></p>


	<p><b>Clearvue 850</b></p>
	<p>ClearVue 850 is confidence in action, powered by Philips Technology for performance with versatility, flexibility, and ease of use that provide daily value.</p>
<p><b>PRICE</b></p>	<p><b>ON REQUEST</b></p>
<p><b>CERTIFICATION</b></p>	<p><b>CE, FDA</b></p>

	<p><b>ClearVue 650</b></p>
	<p>Philips ClearVue 650 ultrasound system is versatile and elegant for a variety of settings and types of exams. Best-in-class image quality &amp; intuitive operation set it apart. You get superb quality in 2D imaging and 3D/4D imaging made easy.</p>
<p><b>PRICE</b></p>	<p><b>ON REQUEST</b></p>
<p><b>CERTIFICATION</b></p>	<p><b>CE, FDA</b></p>

	<p><b>ClearVue 550</b></p>
	<p>Philips ClearVue 550 ultrasound system has the elegant design that is the hallmark of Philips. Active Array technology offers image quality designed to enhance diagnostic confidence. Features are sophisticated enough to be simple.</p>
<p><b>PRICE</b></p>	<p><b>ON REQUEST</b></p>
<p><b>CERTIFICATION</b></p>	<p><b>CE, FDA</b></p>

	<p><b>ClearVue 350</b></p>
	<p>With Philips quality imaging through and through, the ClearVue 350 with Active Array technology offers image quality designed to enhance diagnostic confidence, sophisticated yet simple features, and advances in ease of use and reliability.</p>
<p><b>PRICE</b></p>	<p><b>ON REQUEST</b></p>
<p><b>CERTIFICATION</b></p>	<p><b>CE, FDA</b></p>

App-Based Ultrasound

	<p><b>App-Based Ultrasound</b></p>
	<p>An Exciting breakthrough in point-of-care imaging technology. Lumify is an app-based mobile ultrasound system on your compatible Android device.</p>
<p><b>PRICE</b></p>	<p><b>ON REQUEST</b></p>
<p><b>CERTIFICATION</b></p>	<p><b>CE, FDA</b></p>

