






IC Forklift Truck

<p><b>Diesel FD25</b> Capacity: 2.0t - 3.8t Lift height: 3-6M</p> 	<p><b>Diesel FD30T</b> Capacity: 2.0t - 3.8t Lift height: 3-6M</p> 	<p><b>Diesel FD50</b> Capacity: 4.0t - 5.0t Lift height: 3-6M</p> 	<p><b>Diesel FD70T</b> Capacity: 5.0t - 7.0t Lift height: 3-6M</p> 	<p><b>Gasoline/LPG FGL30</b> Capacity: 2.0t - 3.8t Lift height: 3-6M</p> 
--	--	---	--	---

Electric Forklift Truck

<p><b>3-wheel (KKA)</b> Capacity: 1000/1500kg Lift height: 3-6M</p> 	<p><b>4-wheel (KK)</b> Capacity: 2000-3800kg Lift height: 3-6M</p> 	<p><b>Li-ion (KFL)</b> Capacity: 2000-3800kg Lift height: 3-6M</p> 	<p><b>Li-ion (KFL)</b> Capacity: 4000-5000kg Lift height: 3-6M</p> 
--	--	--	--








Electric Reach Truck

<p><b>24V (KFA)</b> Capacity: 1000/1500kg Lift height: 1.6-5.5M</p> 	<p><b>24V (KF*D) (Stand-up)</b> Capacity: 1500/2000kg Lift height: 3.0-6.0M</p> 	<p><b>48V (KF) (Stand-up)</b> Capacity: 1500-3000kg Lift height: 3.0-8.0M</p> 	<p><b>24V (KFZ*C) (Seated)</b> Capacity: 1500-2000kg Lift height: 3.0-6.0M</p> 	<p><b>48V (KFZ) (Seated)</b> Capacity: 1500-3000kg Lift height: 3.0-8.0M</p> 	<p><b>Double scissor (KFS)</b> Capacity: 1500kg Lift height: 3.0-10.5M Stand-up</p> 
---	--	--	---	--	--








Electric Pallet Stacker

<p><b>Semi-electric (DYC)</b> Capacity: 1000-2000kg Lift height: 1.6-3.5M</p> 	<p><b>Economical KS</b> Capacity: 1000/1500kg Lift height: 1.6-4.0M</p> 	<p><b>Economical (KSP)</b> Capacity: 1500/2000kg Lift height: 1.6-4.0M</p> 	<p><b>KB15/20</b> Capacity: 1500/2000kg Lift height: 1.6-5.5M</p> 	<p><b>KBB09/10/12</b> Capacity: 900-1200kg Lift height: 1.6-3.7M</p> 	<p><b>KBB15/20</b> Capacity: 1500/2000kg Lift height: 1.6-4.5M</p> 
--	---	--	---	---	--

VNA Forklift

<p><b>KC12/16 (Side-stand)</b> Capacity: 1200/1600kg Lift height: 3-10M</p> 	<p><b>KCZ15 (Seated)</b> Capacity: 1500kg Lift height: 3-12M</p> 	<p><b>KCR15/16 (Man-up)</b> Capacity: 1500-1600kg Lift height: 3-14.5M</p> 	<p><b>KJ20 (Man-up)</b> Capacity: 2000kg Lift height: 3-12.5M</p> 	<p><b>KFZ20H (Seated)</b> Capacity: 2000kg Lift height: 7.5-12.5M</p> 	<p><b>KFB15/20/25/30 (4-way)</b> Capacity: 1500-3000kg Lift height: 3.0-8.0M</p> 	<p><b>KQD25/30/40/50 (Multi-directional)</b> Capacity: 2500-5000kg Lift height: 3.0-8.0M</p> 
--	--	--	---	--	--	--

Electric Pallet Truck

<p><b>HCBY15</b> Capacity: 1500kg Fork width: 560/685mm</p> 	<p><b>CBY25/30/50</b> Capacity: 2500-5000kg Fork width: 560/685mm</p> 	<p><b>KT20/30 Li-ion</b> Capacity: 2000/3000kg Fork width: 560/685mm</p> 	<p><b>KTL20/30 Lead-acid</b> Capacity: 2000/3000kg Fork width: 560/685mm</p> 	<p><b>KE20/25/30/35/50</b> Capacity: 2000-5000kg Fork width: 560/685mm</p> 	<p><b>KE60/80/100/120/150</b> Capacity: 6000-15000kg Fork width: 560/685mm</p> 	<p><b>KE36</b> Capacity: 3600kg Fork width: 560/685mm</p> 
---	---	--	--	--	--	---

Electric Tow Tractor & Order Picker

<p><b>KG30</b> Capacity: 3000kg</p> 	<p><b>KG20/30/60</b> Capacity: 2000-6000kg</p> 	<p><b>Customized</b> Capacity: 2000-6000kg</p> 	<p><b>KG300</b> Capacity: 30000kg</p> 	<p><b>KH03</b> Capacity: 300kg Lift height: 1.6-3.3M</p> 	<p><b>KHA10</b> Capacity: 1000kg Lift height: 3.0-6.0M</p> 
---	--	--	---	--	--

Scissor Lifts

<p><b>KHSC</b> Capacity: 320kg Lift height: 4-18M</p> 	<p><b>KHSC</b> Capacity: 320kg Lift height: 4-18M</p> 	<p><b>KHS06</b> Capacity: 320kg Lift height: 6M</p> 	<p><b>KHS08</b> Capacity: 320kg Lift height: 8M</p> 	<p><b>KHS10</b> Capacity: 320kg Lift height: 10M</p> 	<p><b>KHS12/14</b> Capacity: 320kg Lift height: 12/14M</p> 	<p><b>KWYF</b> Capacity: 200kg Lift height: 4-14M</p> 
<p><b>KLP05</b> Capacity: 500kg Lift height: 4-18M</p> 	<p><b>KYQB</b> Capacity: 230kg Lift height: 14-24.5M</p> 					

Others Forklifts

Others Forklifts